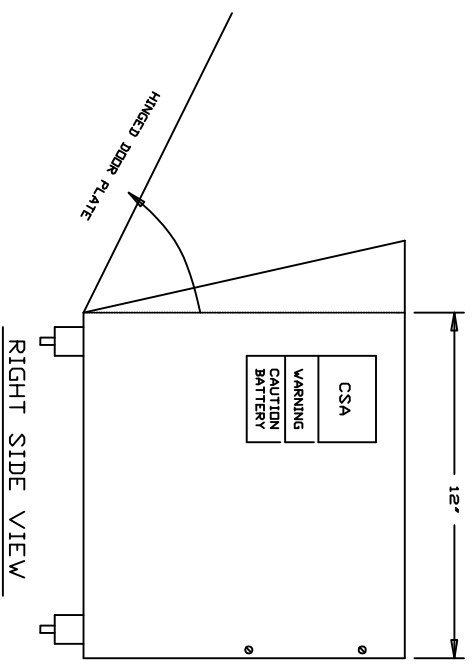
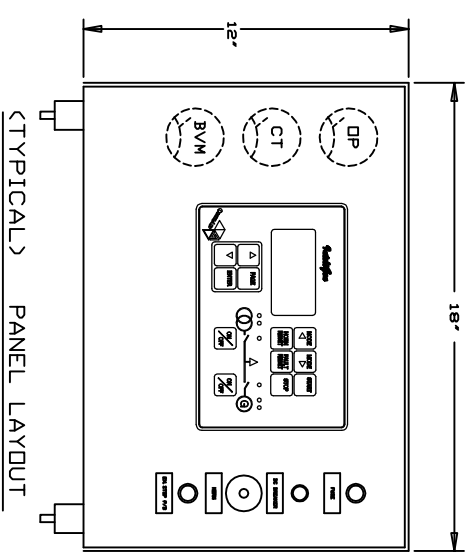
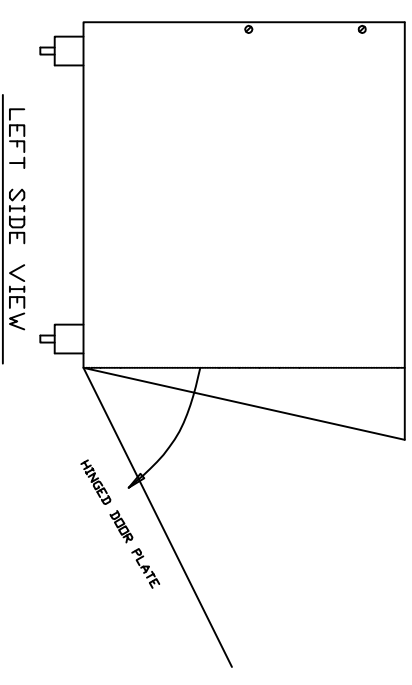


LEFT SIDE DETAIL - 1 PIECE

RIGHT SIDE DETAIL - 1 PIECE



- NOTES
1. CONSTRUCT ALL PIECES FROM 14ga SHEET STEEL.
  2. CLEAN AND FINISH ALL PIECES WITH FLAT BLACK POWDER COAT PAINT.

THIS DRAWING CONTAINS CONFIDENTIAL INFORMATION OF A PROPRIETARY NATURE TO SIMSON-MAXWELL. REPRODUCTION, TRANSMISSION OR USE FOR ANY PURPOSE WITHOUT THE EXPRESS WRITTEN CONSENT OF SIMSON-MAXWELL IS STRICTLY PROHIBITED.

FOR DESIGN REVIEW

CUSTOMER:  
**SIMSON MAXWELL**

DESIGN IS PRELIMINARY

PORT COQUITLAM

SUBJECT TO CHANGE

TOLERANCE UNLESS NOTED


DIMENSIONS	X.X	X.XX	X.XXX
INCH	±1/16"	±1/64"	±1/128"
MM	±1.0	±0.375	±0.125
ANGLE	±0.5		

NOTES:

NO.	DESCRIPTION

DRAWN BY:	G.P.LAPOINTE	DATE:	11/20/07
CHECKED BY:			

REVISIONS			
NO.	DATE	BY	DESCRIPTION



S I M S O N  
M A X W E L L

TITLE: GENERATOR CONTROL PANEL  
EGC-IG OR EGC-IL CONSTRUCTION DETAILS  
LEFT SDE, RIGHT SDE AND GENERAL ASSY.

SCALE: 1" = 6"  
DRAWING NO: 200589-1  
REV: 0  
SIZE: B