

PLAN VIEW

**CANGAS SOLUTIONS Ltd.**  
 CIP PHT 7.5 x 4.5 x 2.5  
 100 HP ELEC. DRIVE THREE STAGE COMPRESSOR  
 GENERAL ASSEMBLY LAYOUT PLAN VIEW

400 Industrial Road 2K  
 Cranbrook, British Columbia, V1C 4Z3  
 Canada  
 Ph: (250) 417-3180  
 Fax: (250) 417-3185  
 www.cangaspro.com

**ACS**  
 APPLIED COMPRESSION SYSTEMS  
 "A world of compressed air and gas solutions"

Rev	Desc	Date	By	App
1	ISSUED AND PARTIAL FOR AS-BUILT	14/01/2012	ES	MS
2	ISSUED FOR COOLER, DRYER, and SEPARATORS	14/01/2012	ES	MS
3	ASSEMBLY LAYOUT FOR COOLER, DRYER, and SEPARATORS	14/01/2012	ES	MS

DATE: MAY 25/12  
 DRAWN BY: BM  
 CHECKED BY: BS  
 PROJECT: GA-10029-1

**GENERAL NOTES**

- FABRICATION TOLERANCES = ±.38"
- SEE GENERAL PROJECT NOTES ON P410 PF-10029
- SEE GA ELEVATION VIEWS GA-10029-2, GA-10029-3
- PIPING LAYOUT, CONFIGURATION, AND ROUTING MAY VARY FROM WHAT IS SHOWN (EXCEPT CUSTOMER TERMINATION TIE-IN POINTS).

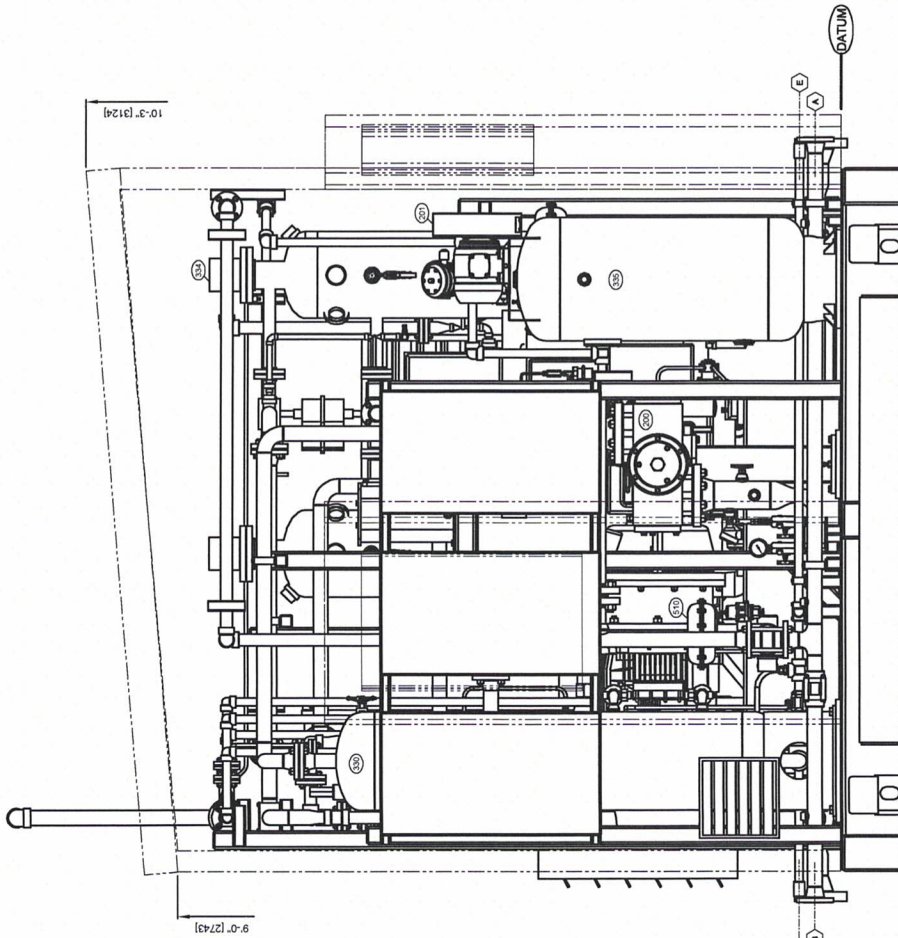
TOTAL PACKAGE WEIGHT = APPX. 30,840 LBS. [14,000 kg]  
 TOTAL PACKAGE LENGTH = 25'-7" [7798mm]  
 TOTAL PACKAGE WIDTH = 10'-4" [3153mm]  
 TOTAL PACKAGE HEIGHT = 11'-2" [3404mm]

**SCHEDULE OF OPENINGS**

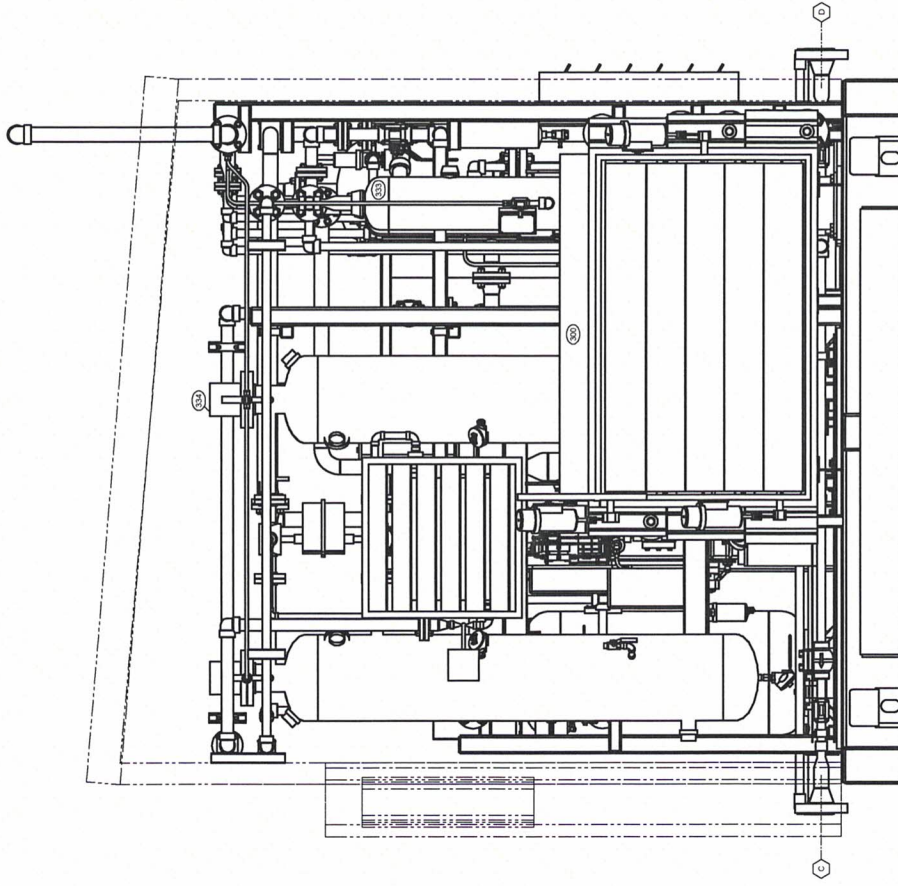
SYM	SIZE / FINING	SERVICE / DESCRIPTION
A	Z - 150# RF	PACKAGE SUCTION INLET
B	Z - 150# RF	PACKAGE SUCTION INLET
C	Z - 900# RF	PACKAGE DISCHARGE OUTLET
D	Z - 900# RF	PACKAGE DISCHARGE OUTLET
E	1" - 3000# FNPT	SEPARATOR LIQUIDS DRAIN OUTLET
F	1" - 3000# FNPT	SEPARATOR LIQUIDS DRAIN OUTLET
G	Z - 150# RF	VENT HEADER OUTLET @ GOOSE NECK RISER
H		
J		
K		







(DATUM END) REF. VIEW



(COOLER END) REF. VIEW

**SCHEDULE OF OPENINGS**

COMM	SIZE / FINISH	SERVICE / DESCRIPTION
A	2" - 150# RF	PACKAGE SUCTION INLET
B	2" - 150# RF	PACKAGE SUCTION INLET
C	2" - 300# RF	PACKAGE DISCHARGE OUTLET
D	2" - 300# RF	PACKAGE DISCHARGE OUTLET
E	1" - 300# FNPT	SEPARATOR LIQUIDS DRAIN OUTLET
F	1" - 300# FNPT	SEPARATOR LIQUIDS DRAIN OUTLET
G	2" - 150# RF	VENT HEADER OUTLET OR GOOSE NECK RISER
H		
J		
K		

**GENERAL NOTES**

1. FABRICATION TOLERANCES = ±.38"
2. SEE GENERAL PROJECT NOTES ON PAID PF-10029
3. SEE GA PLAN & ELEVATION VIEWS GA-10029-1, GA-10029-2
4. PIPING LAYOUT, CONFIGURATION, AND ROUTING MAY VARY FROM WHAT IS SHOWN (EXCEPT CUSTOMER TERMINATION TIE-IN POINTS).

TOTAL PACKAGE WEIGHT = APPX. 30,840 LBS [14,000 Kg]  
 TOTAL PACKAGE LENGTH = 25'-7" [7796mm]  
 TOTAL PACKAGE WIDTH = 10'-4" [3150mm]  
 TOTAL PACKAGE HEIGHT = 11'-2" [3404mm]

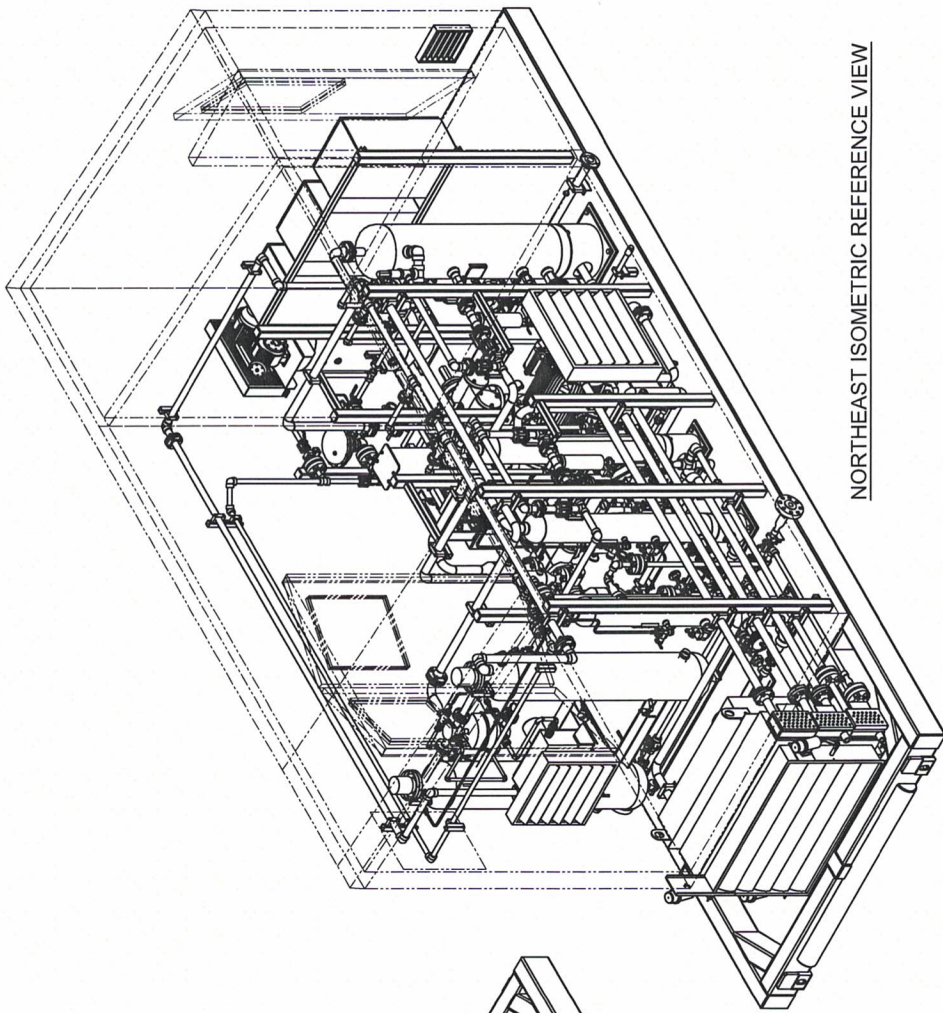


400 Industrial Road #101  
 Cambridge, British Columbia, V1C 4Z3  
 Canada  
 Ph: (250) 417-3180  
 Fx: (250) 417-3183  
 www.cambridgeair.com

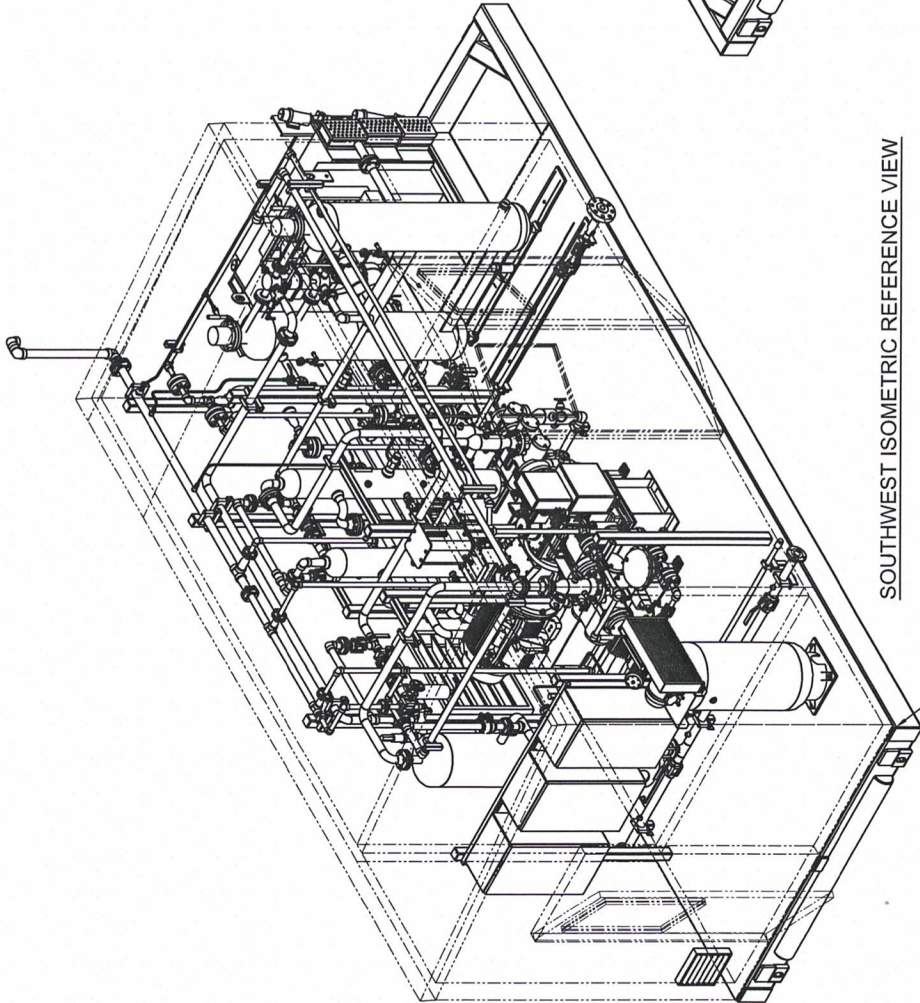
CANGAS SOLUTIONS Ltd.  
 CIP PHT 7.5 x 4.5 x 2.5  
 100 HP ELEC. DRIVE THREE STAGE COMPRESSOR  
 GENERAL ASSEMBLY LAYOUT END VIEWS

Rev	Description	Drawn	Check	Appr	Date	By	Date	Part	Quantity	Material	Notes
1	REVISED AND UPDATED PER AS-BUILT	TB	BS	BS	MAY 25/12	BS	MAY 25/12	GA-10029-3	1	UNKNOWN	ONE
										UNKNOWN	UNKNOWN

Canada  
 ACJ 10029  
 TB  
 BM  
 BS  
 MAY 24/12  
 MAY 25/12  
 MAY 25/12  
 GA-10029-3



NORTHEAST ISOMETRIC REFERENCE VIEW



SOUTHWEST ISOMETRIC REFERENCE VIEW

**SCHEDULE OF OPENINGS**

CONN.	SIZE / RATING	SERVICE / DESCRIPTION
A	2" - 150# RF	PACKAGE SUCTION INLET
B	2" - 150# RF	PACKAGE SUCTION INLET
C	2" - 150# RF	PACKAGE DISCHARGE OUTLET
D	1" - 800# RF	PACKAGE DISCHARGE OUTLET
E	1" - 800# RF	SEPARATOR LIQUID DRAIN OUTLET
F	1" - 800# RF	SEPARATOR LIQUID DRAIN OUTLET
G	2" - 150# RF	VENT HEADER OUTLET (W/ GOOSE NECK RISER)
H		
J		
K		

**GENERAL NOTES**

1. FABRICATION TOLERANCES = ±.30"
2. SEE GENERAL PROJECT NOTES ON P&ID PF-10029
3. SEE GA PLAN & ELEVATION VIEWS GA-10029-1, GA-10029-2, and GA-10029-3
4. PIPING LAYOUT, CONFIGURATION, AND ROUTING MAY VARY FROM WHAT IS SHOWN (EXCEPT CUSTOMER TERMINATION TIE-IN POINTS).

TOTAL PACKAGE WEIGHT = APPX. 30,840 LBS. [14,000 Kg]  
 TOTAL PACKAGE LENGTH = 25'-7" [7796mm]  
 TOTAL PACKAGE WIDTH = 10'-4" [3150mm]  
 TOTAL PACKAGE HEIGHT = 11'-2" [3404mm]



400 McMichael Street #11  
 Cambridge, British Columbia, V1C 4Z3  
 Canada  
 Ph: (250) 417-3180  
 Fax: (250) 417-3183  
 www.acscompressors.com

CANGAS SOLUTIONS, Ltd.  
 CIP PHT 7.5 x 4.5 x 2.5  
 100 HP ELEC. DRIVE THREE STAGE COMPRESSOR  
 GENERAL ASSEMBLY LAYOUT ISOMETRIC REFERENCE VIEWS

CANGAS SOLUTIONS, Ltd.		CANADA	
Rev#	Date	Rev#	Date
ACJ 10029	UNKNOWN	UNKNOWN	UNKNOWN
TB	MAY 24/12	TWO	
BM	MAY 25/12	ONE	1:20
BS	MAY 25/12	ONE	GA-10029-4

Rev#	Date	Rev#	Date
ACJ 10029	UNKNOWN	UNKNOWN	UNKNOWN
TB	MAY 24/12	TWO	
BM	MAY 25/12	ONE	1:20
BS	MAY 25/12	ONE	GA-10029-4