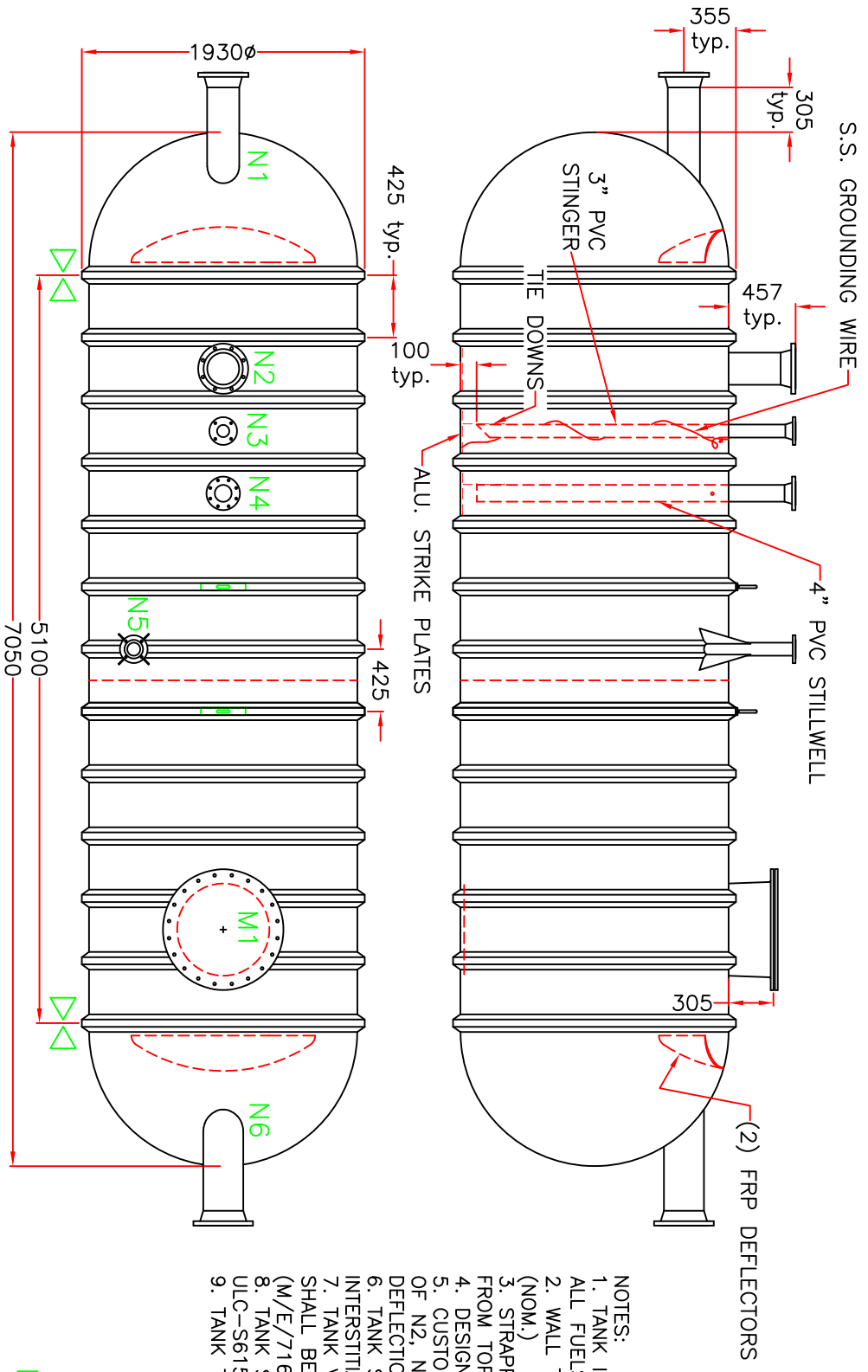




NOZZLE SCHEDULE				
POS	SIZE	DESCRIPTION	CODES	SERVICE
N1	8"	SCH80 STL DOME NIPPLE W/150# RFWN FLG	06608	INLET
N2	8"	SCH80 STL NIPPLE W/150# RFWN FLG	08802	SPARE
N3	3"	SCH80 STL NIPPLE W/150# RFWN FLG & PVC STINGER	05473	PUMPOUT
N4	4"	SCH80 STL NIPPLE W/150# RFWN FLG & PVC STILLWELL	05472	LEVEL
N5	3"	150# FF FRP FLG (GUSSETED)	-	MONITOR
N6	10"	SCH80 STL DOME NIPPLE W/150# RFWN FLG	08801	OUTLET
M1	24"	FRP MANWAY w/ BLIND BOLTED STL COVER	-	MANWAY

PREZERVER™



- NOTES:
1. TANK IS MFD WITH RESIN SUITABLE FOR ALL FUELS.
 2. WALL THICKNESS SHALL BE 0.625" (NOM.)
 3. STRAPPING DIM. FOR N5 IS 610mm FROM TOP CENTERLINE OF TANK.
 4. DESIGN PRESSURE = 14.9 PSI
 5. CUSTOMER SHALL BRACE N5 WITH REST OF N2, N3, & N4 WITHOUT APPLYING ANY DEFLECTION TO ANY FITTING.
 6. TANK SHALL BE SHIPPED WITH INTERSTITIAL SPACE VACUUM MONITORED.
 7. TANK VACUUM MONITOR ASSEMBLY SHALL BE SUPPLIED FOR N5 BY ZCL (M/E/7160)
 8. TANK SHALL BE BUILT TO ULC SPEC ULC-S615-98 BUT NOT LABELLED.
 9. TANK TO BE HYDRO-TESTED TO 50 PSI.

 LIFTING LUGS
 ANCHOR STRAP LOCATION

ALL DIMENSIONS ARE IN mm UNLESS OTHERWISE NOTED
 AUTHORIZED TO PROCEED WITH CONSTRUCTION

SCALE: N.T.S. SHEET: 1 of 1 DRAWN: LJB DATE: DEC 17/01 TITLE: P60DW - 100 bbl FLARE KNOCK OUT TANK LIFE CRADLES

DRAWING NO.: M/E/7723.6 APPD: DATE:

DATE: APR 17/03 REVISION: CHANGED REFERENCE DRAWING #

BY: _____ DATE: _____

ZCL COMPOSITES INC. PHONE: 1-800-661-8265 FAX: 1-780-466-6126