

**General Tank Information**

District: Shackleton		E-tag Number: <b>E27959</b>	Serial #: 8358
Area & Facility: <b>Sceptre</b>		Location (LSD): 04-29-021-23W3	
Inspector Name: Phillip Baumbach		Company: Enerplus	Insp. Date: May 9, 2013
Tank Name / Purpose: Produced Water			AST: <input checked="" type="checkbox"/> UST: <input type="checkbox"/>
Inspection: External: <input type="checkbox"/> Internal: <input checked="" type="checkbox"/>			
<b>Status:</b> In Service (including new tanks): <input checked="" type="checkbox"/>		Out Service: <input type="checkbox"/>	Stock: <input type="checkbox"/>

**Tank Static Data**

Fill out all forms as completely as possible. All information is important!

Manufacturer: Argo Sales Ltd		Year Built: 2008	
Tank: Single Wall: <input checked="" type="checkbox"/> Double Wall: <input type="checkbox"/>		Manway?: Yes: <input checked="" type="checkbox"/> If yes Size: 36" No: <input type="checkbox"/>	
Interstitial space?: Gauge: <input type="checkbox"/> Site glass: <input type="checkbox"/>		Fire Tube Present?: Yes: <input type="checkbox"/> No: <input checked="" type="checkbox"/>	
Is Tank Elevated?: Yes: <input checked="" type="checkbox"/> No: <input type="checkbox"/> Fully Visible?: Yes: <input checked="" type="checkbox"/> No: <input type="checkbox"/>		Capacity: 1000bbl	
Tank Construction Material: Welded Steel: <input checked="" type="checkbox"/> Steel Bolted: <input type="checkbox"/> Galvanized Bolted: <input type="checkbox"/> Fibreglass: <input type="checkbox"/> Plastic: <input type="checkbox"/>			
Bottom Material:		Bottom / Floor Thickness: 0.25"	
Shell Material:		Shell Thickness: 0.25" and 0.1875"	
Deck Material:		Deck Thickness:	
Corrosion Allowance:		Tank Dimensions: Height/Length: 24' Diameter : 17' 5"	
Construction Code:		Roof Style: Flat: <input type="checkbox"/> Cone: <input checked="" type="checkbox"/> None: <input type="checkbox"/>	
Internally Coated?: Yes: <input checked="" type="checkbox"/> No: <input type="checkbox"/> If yes, coverage?: Full: <input checked="" type="checkbox"/> Partial: <input type="checkbox"/>		Coating / Liner Type: Enviroliner EC376	
Internal Cathodic Protection?: Yes: <input checked="" type="checkbox"/> No: <input type="checkbox"/> If yes are there anodes?: Yes: <input checked="" type="checkbox"/> No: <input type="checkbox"/>		External Cathodic Protection?: Yes: <input type="checkbox"/> No: <input checked="" type="checkbox"/> If yes indicate type: Anodes: <input type="checkbox"/> Induced Current: <input type="checkbox"/>	
Design Temp:		Design Pressure:	
X-Ray:			

**Pressure / Vacuum Relief - Burst Plate – Thief Hatch Nameplate Data**

Device Tag #:	Serial #:	CRN #:	Model #:	Manufacturer:	Size:	Code Stamp:
Set Pressure: (kPa)	Capacity: (scfm)	Service Date:	Serviced By:	Isolation Block Valve: Yes: <input type="checkbox"/> No: <input type="checkbox"/>	Isolation Block Valve Location:	

**Tank Contents Indicate All That Apply**

Sweet  Sour  Oil  Diesel  Water  Amine  Condensate  Glycol  Methanol

Other (Describe):

PAPER COPIES ARE UNCONTROLLED. THIS COPY ONLY VALID AT TIME OF PRINTING.

The control version of this document can be found on the Enerplus Intranet Facilities Eng. (Asset Integrity).

External Inspection Items	Good	Poor	N/A	Comments
<b>Insulation:</b> Verify seals around manways, nozzles, no damage present, and there is no ingress of moisture.	<input checked="" type="checkbox"/>	<input type="checkbox"/>	<input type="checkbox"/>	
<b>External Condition:</b> Assess paint condition, areas peeling, record any corrosion, damage, etc (record location, size and depth of corrosion or damage)	<input checked="" type="checkbox"/>	<input type="checkbox"/>	<input type="checkbox"/>	
<b>Leakage:</b> Record any leakage at flanges, threaded joints, weep holes on repads, etc.	<input checked="" type="checkbox"/>	<input type="checkbox"/>	<input type="checkbox"/>	
<b>Base:</b> Assess condition of paint, fire protection, concrete. Look for corrosion, buckling, dents, etc. Is tank mounted above ground water level – on pilings? Ground wire attached?	<input checked="" type="checkbox"/>	<input type="checkbox"/>	<input type="checkbox"/>	Sitting on dirt
<b>Anchor Bolts:</b> Hammer tap to ensure secure. Look for cracking in threads or signs of deformation. Is tank resting on deck – welded to supports?	<input type="checkbox"/>	<input type="checkbox"/>	<input checked="" type="checkbox"/>	
<b>Concrete Foundation:</b> There may be a concrete ring under the tank. Check for cracks, spalling, etc.	<input type="checkbox"/>	<input type="checkbox"/>	<input checked="" type="checkbox"/>	
<b>Ladder / Platform:</b> Describe general condition, ensure supports are secure, describe any hazards.	<input checked="" type="checkbox"/>	<input type="checkbox"/>	<input type="checkbox"/>	
<b>Nozzle:</b> Assess paint, look for leakage, and ensure stud threads are fully engaged. Record any damage, deflection, etc. Are nozzles gusseted?	<input checked="" type="checkbox"/>	<input type="checkbox"/>	<input type="checkbox"/>	
<b>Gauges:</b> Ensure gauges are visible, working, no leakage, and suitable for range of MAWP/ Temp. Remember some tanks require fuel gas or other positive protection so a pressure gauge may be installed.	<input checked="" type="checkbox"/>	<input type="checkbox"/>	<input type="checkbox"/>	
<b>External Piping:</b> Ensure piping is well supported. All clamps, supports, shoes, etc. in place. Look for evidence of structural overload, deflection, etc. Paint condition, insulation condition, any wet insulation, any external corrosion?	<input checked="" type="checkbox"/>	<input type="checkbox"/>	<input type="checkbox"/>	
<b>Valves:</b> Ensure no leaks are visible. Valves are properly supported and chained if necessary.	<input checked="" type="checkbox"/>	<input type="checkbox"/>	<input type="checkbox"/>	
<b>Rupture Disk/Thief Hatch:</b> Some tanks have a positive pressure gas blanket. There may be a vacuum breaker – have a good look and check serviceability tag.	<input checked="" type="checkbox"/>	<input type="checkbox"/>	<input type="checkbox"/>	
<b>NDE Methods:</b> Was UT/ MPI done on tank and why	<input checked="" type="checkbox"/>	<input type="checkbox"/>	<input type="checkbox"/>	Floor.
<b>Secondary Containment:</b> This may be a double walled with a vacuum gauge or level gauge indicator. Has the interstitial space been compromised? Is there a concrete or steel dike with vinyl liner – describe.	<input checked="" type="checkbox"/>	<input type="checkbox"/>	<input type="checkbox"/>	Metal dyke with liner.

PAPER COPIES ARE UNCONTROLLED. THIS COPY ONLY VALID AT TIME OF PRINTING.

The control version of this document can be found on the Enerplus Intranet Facilities Eng. (Asset Integrity).

Internal Inspection Items	Good	Poor	N/A	Comments
<b>Coating:</b> Assess coating. Describe area coated, general condition of coating. Look at nozzles, coupling, and areas of most severe corrosion to ensure coating is intact. If coating is in poor condition make decision now if re-coating necessary? If so, when?	<input checked="" type="checkbox"/>	<input type="checkbox"/>	<input type="checkbox"/>	A few previous coating patches are still intact.
<b>Anodes:</b> How many, type, condition, % consumed? Are they being replaced?	<input type="checkbox"/>	<input checked="" type="checkbox"/>	<input type="checkbox"/>	4 anodes exist but are not hooked up. Operations is going to get this fixed.
<b>Internal Piping:</b> Is there any? If so, carbon or stainless steel? Describe condition, dents, corrosion, erosion, etc. Ensure supports are secure and any bolts are suitable for future use.	<input checked="" type="checkbox"/>	<input type="checkbox"/>	<input type="checkbox"/>	
<b>Float:</b> Intact and in place – guide cables attached? Is it functional?	<input checked="" type="checkbox"/>	<input type="checkbox"/>	<input type="checkbox"/>	
<b>Baffles, deflector plates, etc.:</b> If present, describe condition. Look closely at welds attached to tank wall.	<input checked="" type="checkbox"/>	<input type="checkbox"/>	<input type="checkbox"/>	
<b>Bottom:</b> Note all corrosion, erosion or mechanical damage.	<input checked="" type="checkbox"/>	<input type="checkbox"/>	<input type="checkbox"/>	
<b>Deck:</b> Note all corrosion, erosion or mechanical damage.	<input checked="" type="checkbox"/>	<input type="checkbox"/>	<input type="checkbox"/>	As viewed from floor
<b>Shell Sections:</b> Record number of shell sections. Record location, size and depth of all erosion, corrosion or mechanical damage. Describe general condition.	<input checked="" type="checkbox"/>	<input type="checkbox"/>	<input type="checkbox"/>	
<b>Fire Tube / Heat Medium Coil:</b> Is it in place? Anchored? Is it clean? Condition of Firetube?	<input type="checkbox"/>	<input type="checkbox"/>	<input checked="" type="checkbox"/>	
<b>Welds</b> Inspect all welds, including attachment welds. Document corrosion and pitting. Are all nozzles back welded?	<input checked="" type="checkbox"/>	<input type="checkbox"/>	<input type="checkbox"/>	
<b>Repairs Required:</b> If yes, ensure procedure laid out in API 653 is followed. If coating repairs were performed ensure to document the size and number of areas repaired. If contractor is involved in repairs then identify repair company.	<input type="checkbox"/>	<input checked="" type="checkbox"/>	<input type="checkbox"/>	
<b>NDE:</b> Was any NDE done: and results:	<input checked="" type="checkbox"/>	<input type="checkbox"/>	<input type="checkbox"/>	Refer to picture
<b>Subject to Leak Test (UST)</b> Y: <input type="checkbox"/> N: <input type="checkbox"/> Last Integrity Test Date - Type – Results?	<input type="checkbox"/>	<input type="checkbox"/>	<input checked="" type="checkbox"/>	
<b>Monthly Visual completed?</b> Y: <input type="checkbox"/> N: <input type="checkbox"/> View Operations Records & Comment	<input type="checkbox"/>	<input type="checkbox"/>	<input type="checkbox"/>	
<b>Other:</b>	<input type="checkbox"/>	<input type="checkbox"/>	<input type="checkbox"/>	

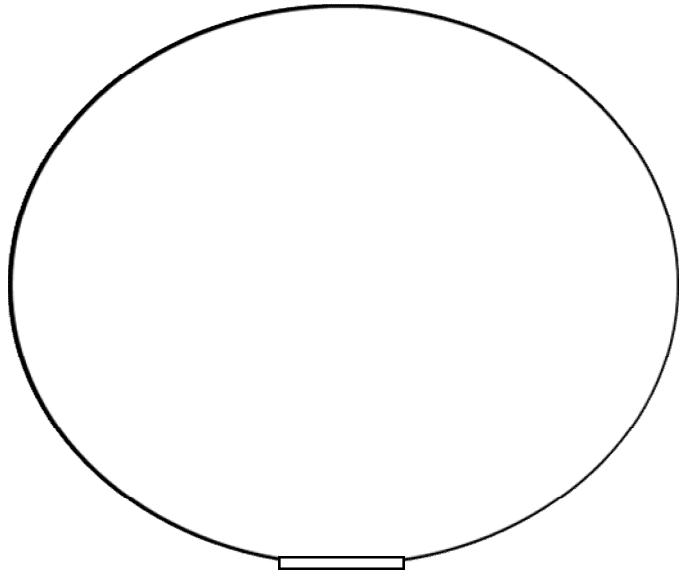
PAPER COPIES ARE UNCONTROLLED. THIS COPY ONLY VALID AT TIME OF PRINTING.

The control version of this document can be found on the Enerplus Intranet Facilities Eng. (Asset Integrity).

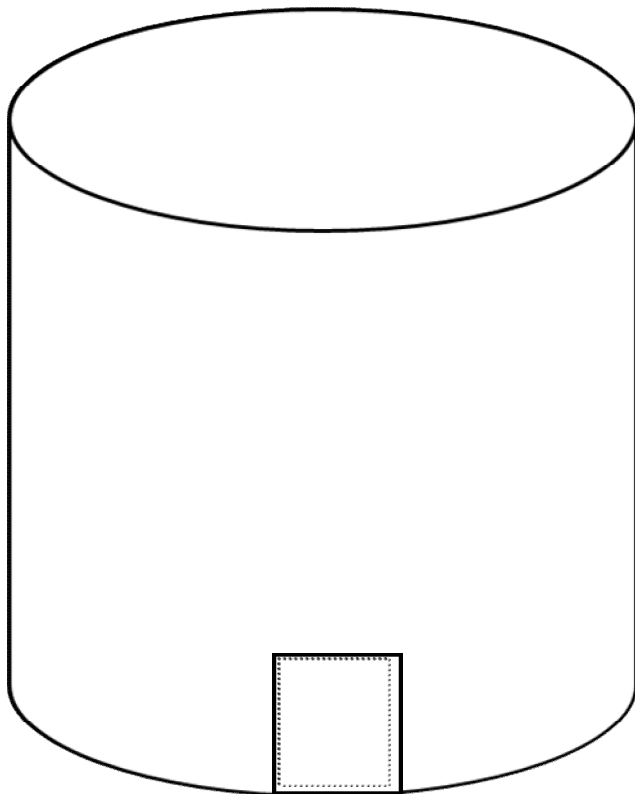
**Above Ground Tank Visual Inspections**

Mark approximate location and size of nozzles and hatches in relation to Manway. Circle locations of deterioration or damage. Indicate new & previous repairs. Photo document anode condition, corrosion damage, coating repairs.

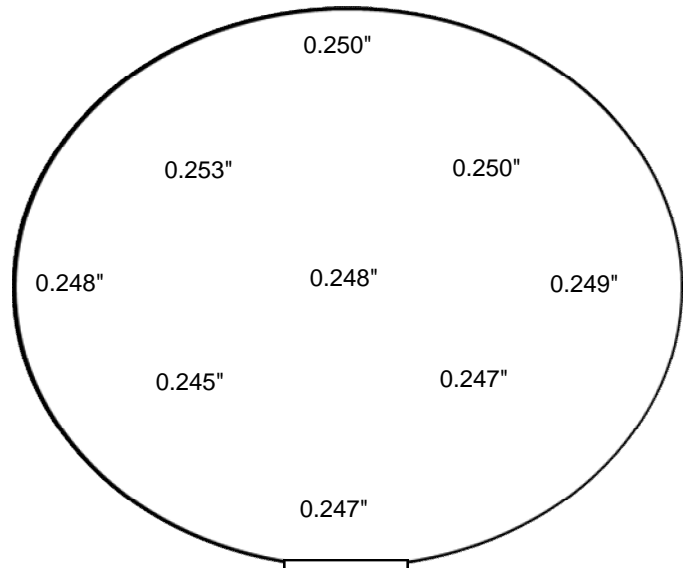
Roof:



Shell:



Floor:



PAPER COPIES ARE UNCONTROLLED. THIS COPY ONLY VALID AT TIME OF PRINTING.

The control version of this document can be found on the Enerplus Intranet Facilities Eng. (Asset Integrity).

Form Last Revised January 27, 2012

Inspection Summary – Review And Acceptance

Observation Summary: Tanks is fit for service with no signs of corrosion or mechanical damage at time of inspection.

Should include amount of sludge; roof, floor, wall, firetube, coil condition (corrosion pitting depths); repairs done; any additions, (ie lowering suction line); you may want to make a sketch; are there any recommendations for next inspection. Remember, the next inspection may not be done for some time and the inspection may be done by someone else, so the more information the better.

Recommendations Summary:

Action Items Required? NCR: [ ] Critical Repair: [ ] Deferred Repair: [ ]

Is tank Suitable for Continued Service?: Yes: [x] No:[ ] Designated Inspection Interval: 5 years

[Handwritten Signature]

Inspector Signature: [Signature] Company: Enerplus Date: May 9, 2013

Review & Acceptance by Enerplus Inspector: \_\_\_\_\_ Date: \_\_\_\_\_

Attachments to this Report: (NDT Reports, Photo's etc.) \_\_\_\_\_



**ARGO SALES LTD**  
**NISKU, ALBERTA**

SERIAL # 8358 TAG # TK-4100

YEAR BUILT 2008

Nom. DIA. 17FT3IN Nom. HT. 20FT

Nom. CAP. 1000 bbl. Est. WT. 13700LBS

BOT. THK. 1/4IN /

SHELL THK. 1ST: 1/4IN / REST: 3/16IN

DECK THK. 1/4IN /

COATING Y TYPE ENVELOPE 20376

HE  
27959

ARGO SALES LTD.  
HOBNO, ALBERTA

MODEL #	150 #
YEAR BUILT	
MAKE	Model
TYPE	EST. WT.
SIZE	
CHASSIS	
COCK	
TYPE	















