T-300
METHANOL T[illegible]
MAKE:
500 GALLON STEEL DUAL WALLED TANK
c/w BULLS EYE SITE GLASS,
MOUNTED ON EXTENDED SKID

P-300/301
METHANOL PU[illegible]
MAKE: MORGAN MODEL HD-3[illegible]K-TR2
c/w TIMER ASSEMBLY
57 L/DAY MAX., 3000 PSIg MAX. DISCHARGE
3/8" PLUNGER
SOUR INST. GAS, 1/4" NPT SUPPLY
c/w LG-300 RATE AND LEVEL GLASS

V-100
3 PHASE VERT. SEPARATOR
SIZE: 16' OD x 7'-6" S/S
DESIGN PRESSURE: 740 PSIg @ 100°F
CORROSION ALLOWANCE: 1/8"
PWHT, RT-1, MDMT: -20°F
DESIGNED 3 PHASE/ DRESSED 2 PHASE
MANUFACTURED IN 2004
REGISTERED IN AB.

V-101
FUEL GAS SCRUBBER
SIZE: 6" x 36"
MAWP: 285 PSIg
C.A.: 1/8", PWHT, RT-1
c/w HLSD
MANUFACTURED IN 2004
REGISTERED IN AB., BC, SKS

BH-100
BUILDING HEATER
MAKE: CATADYNE
24,000 BTU/HR C/W 25'OF
12 VDC START CABLES, VENT HOOD
GRILL, SAFETY SHUTOFF, REGULATOR, THERMOSTAT
NATURAL GAS

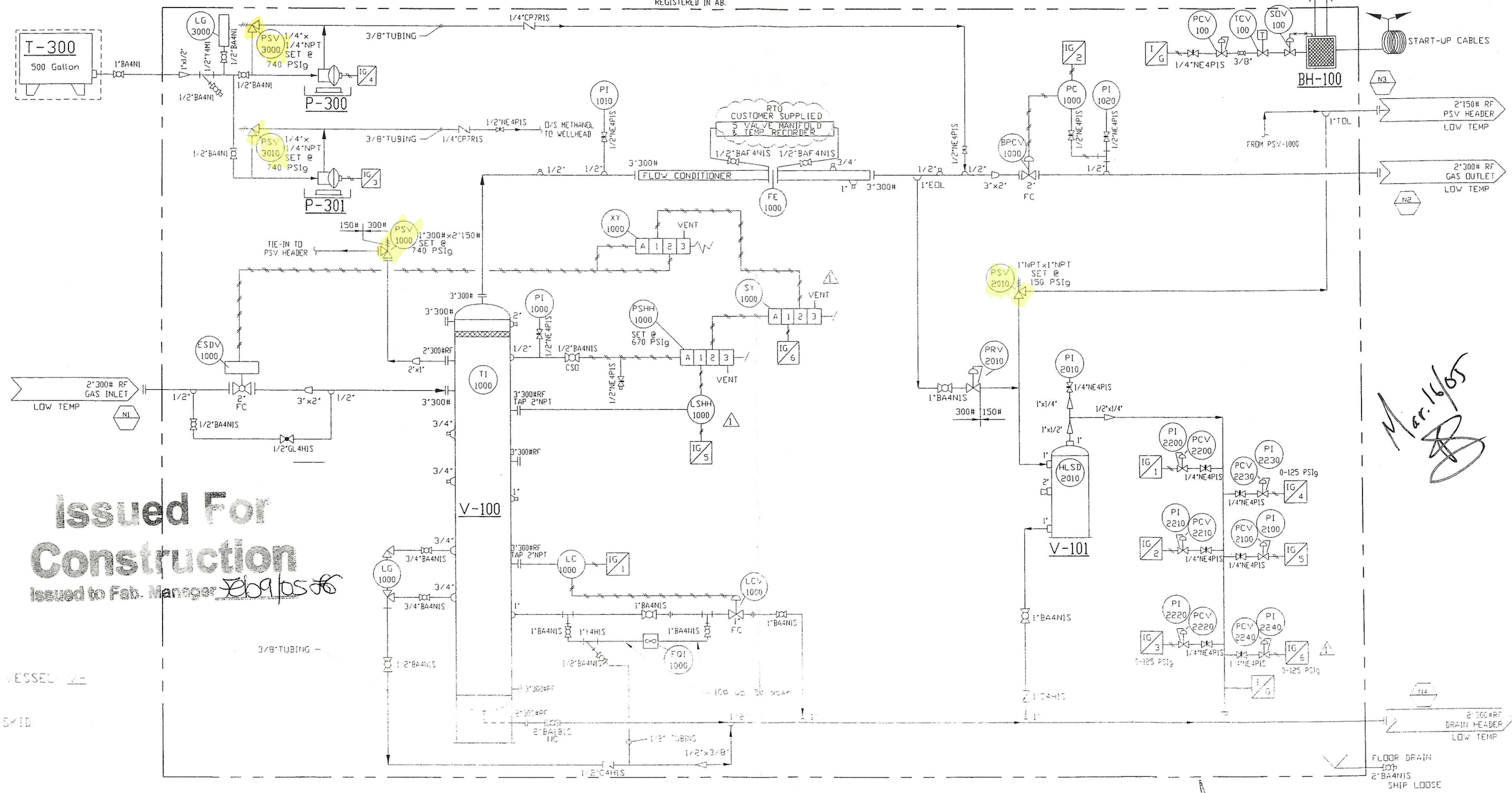

NO	REVISIONS	DWN	APPR	DATE
2	REV AS PER CHANGE ORDER #3	CP		05-02-08
1	REV AS PER CHANGE ORDER #1	PP		05-02-04
0	ISSUED FOR CONSTRUCTION	CP		04-12-28
A	ISSUED FOR APPROVAL	CP		04-12-13

LIMITED

DATE 04-12-13	CLIENT DEVON CANADA CORPORATION c/o MAJESTIC ENGINEERING LTD. LSD: GOODFISH
DESIGNED BY IPS	
DRAWN BY C PRICHARD	TITLE 16' OD x 7'-6" S/S 2 PHASE SOUR VERTICAL SEPARATOR PACKAGE DESIGN PRESSURE 740 PSIg@100°F,1/8"C.A.
CHECKED BY	
APPROVED BY	PROJECT NO 3225-001 / FILENAME 3225-001PID / REFERENCE NO
SCALE N.T.S.	SHEET NO 1 OF 1 / DRAWING NO CCL-3229-001PID / REV. NO 2

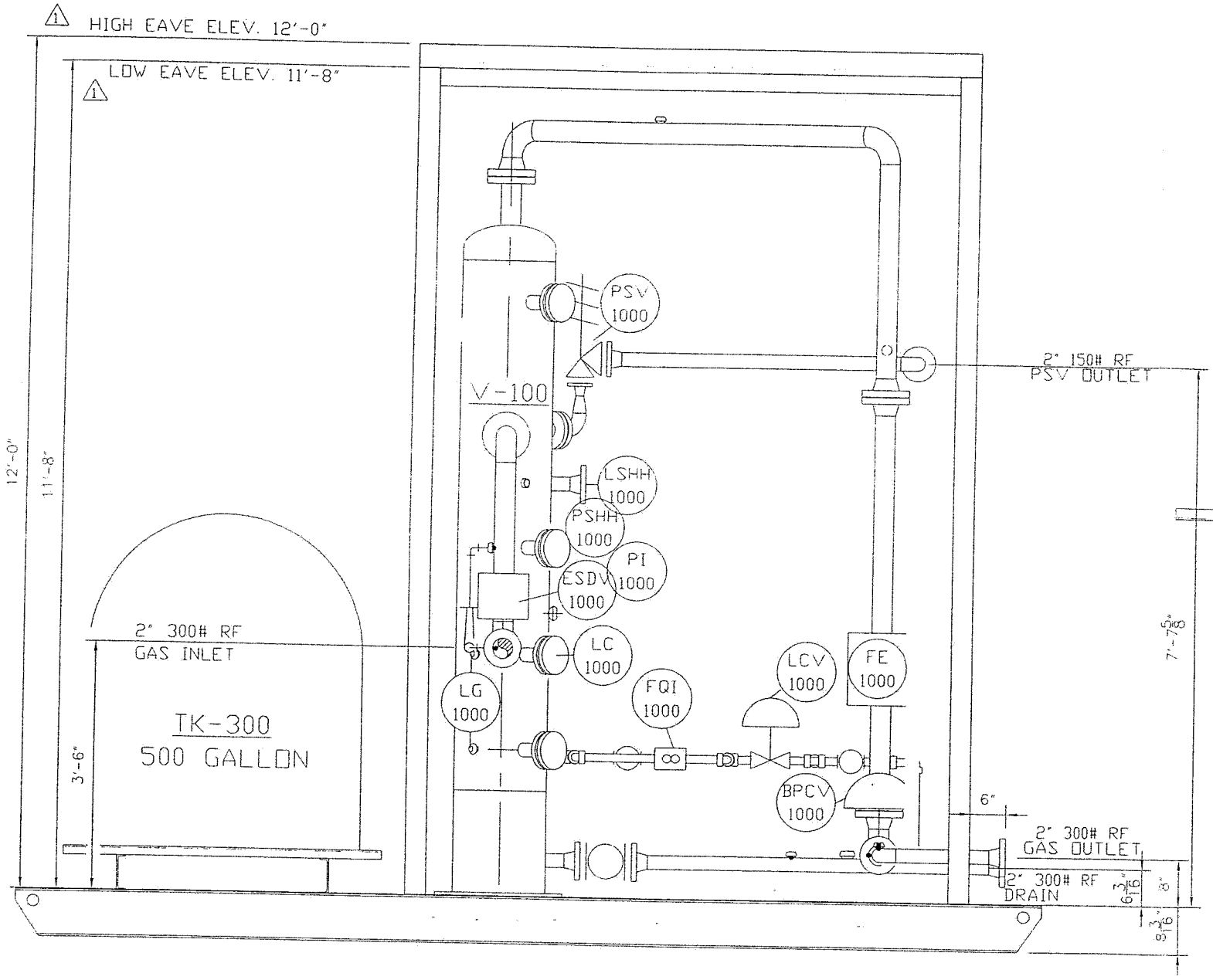

ELEVATION VIEW "A-A"

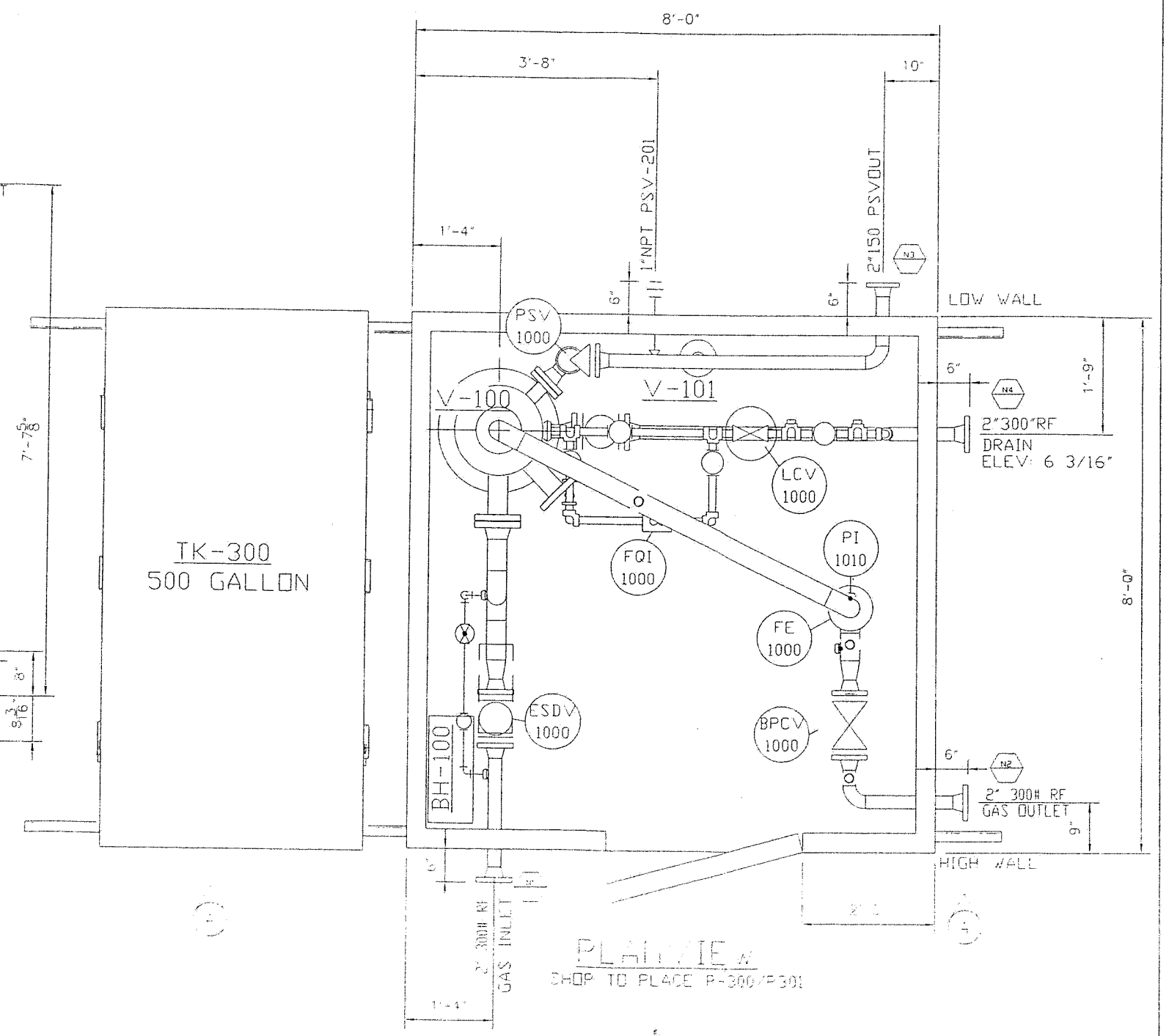

PLAN VIEW

SHOP TO PLACE P-300/P301

Issued For Construction

Issued for Fab. drawings Feb 9/05 JG

REV. #	REVISION	BY	DWN	APPR	DATE
2	REV. AS PER CHANGE ORDER #3	CP	GK		05-02-08
1	REV. AS PER CHANGE ORDER #2	PP			05-02-04
0	ISSUED FOR CONSTRUCTION	CP			04-12-23
A	ISSUED FOR APPROVAL	PP			04-12-14

DATE 04-12-14
DESIGNED BY IPS
DRAWN BY P.PLOT
CHECKED BY
APPROVED BY G.K.
SCALE N.T.S.
SHEET NO 1 OF 1

CLIENT: DEVON CANADA CORP.
c/o MAJESTIC ENGINEERING LTD.
LSD GOODFISH

LAYOUT FOR 2 PHASE VERTICAL SEPARATOR
16'OD x 7'-6" S/S VERT 740 PSIg
c/w 8'-0" x 8'-0" BLDG

PROJECT NO 3225-001
FILENAME 3225-001G4
REFERENCE NO
DRAWING NO CCL-3229-001
REV NO 2

NOTES:

1. QUANTITIES IN B.O.M. ARE FOR ONE (1) UNIT.
2. ALL PIPING TO BE IN ACCORDANCE WITH THE LATEST EDITION OF ASME B313 PRESSURE PIPING CODE.
3. VESSEL TO BE FABRICATED TO THE LATEST EDITION OF ASME SECTION VIII, DIVISION 1 PRESSURE VESSELS.
4. WELDED PIPING TO BE: SA-106B SMLS PIPE, SPEC '300#& 150# ANSI', 2" & 3" @ SCH.80
5. THREADED PIPING TO BE: SA-106B SMLS, SCH.160 -OFF SKID PIPE & CONNECTIONS TO BE LOW TEMP MATERIAL- SA-350-LF2 & SA-333-6
6. ALL WELDED FITTINGS TO BE SA-234-WPB c/w SA-105N FLANGES, O/S FLANGES AND PIPING TO BE LOW TEMP MATERIAL - SA-350-LF2 & SA-333-6 PIPE
7. ALL FORGED STEEL FITTINGS TO BE: SA-105N, 3000# (min.) RATING, 6000# (min.) RATING ON 1500# ANSI PIPING
8. TUBING DETAILS: 3/8"316 SS TUBING, 316 S.S. SWAGELOK FITTINGS
9. PAINTING PACKAGE TO BE CLEANED TO (SSPC-SP-6)
   1st COAT PRIMER: ONE SHOP COAT OF CLOVA PRIME 21 (83021)
   VESSEL & PIPING EXTERNAL FINISH PAINT: ONE SHOP COAT OF COVERDALE GREY #416 MARINE ENAMEL SERIES III
   STRUCTURAL EXTERNAL FINISH COAT: ONE SHOP COAT OF CLOVERDALE BLUE#409, MARINE ENAMEL SERIES III
10. REMOVE ALL FLOATS/DISPLACERS FROM ALL LEVEL CONTROLLERS/SWITCHES TAG AND CRATE FOR SHIPMENT
11. PROTECT ALL OPENINGS FOR SHIPMENT
12. BOLTING TO BE SA-193-B7M STUDS WITH SA-194-2HM NUTS c/w 316 SS FLEXITALLIC GASKETS
13. BUILDING SIZE: 8'-0 LG. x 8'-0 WIDE SHED TYPE - TO ENCLOSE VESSEL AND GAS OUT LEG
    ROOF TYPE: SHED WALL HEIGHTS 11'-8" LOW EAVE x 12'-0" HIGH EAVE
    EXTERIOR: 22 GAUGE GALVALUME
    INTERIOR: 24 GAUGE WHITE FLUTED ALUMINUM, R-12 INSULATION IN ROOF AND WALLS c/w CONTAINMENT FLASHING
    DOORS: ONE (1) 3'-0" x 7'-0" STEEL MAIN DOOR WITH PANIC HARDWARE
    CHECK CHAIN, WEATHER-STRIP, IWG WINDOW
    WINDOWS: ONE (1) 28" x 36" HIGH DOUBLE GLAZED SLIDING c/w SCREEN
    VENTILATION: TWO(2) 12" Sq STAMPED ALUMINUM LOUVERS c/w SLIDERS/SCREEN
14. BUTTWELDED PIPING TO BE X-RAYED 100% TO ASME B313 AND HYDROTEST 300# ANSI PIPING TO 1110 PSIg (MINIMUM 30 MIN). ALL BUTTWELDED PIPING TO BE P.W.H.T.
15. MAWP: 3" Sch.80 c/w 300#RF FLG @ 100°F IS 740 PSIg c/w 1/8" CA
    2" Sch.80 c/w 300#RF FLG @ 100°F IS 740 PSIg c/w 1/8" CA
    1 1/2" Sch.80 c/w 1500#RF FLG @ 100°F IS 740 PSIg c/w 1/8" CA
    2" Sch.80 c/w 150#RF FLG @ 100°F IS 285 PSIg c/w 1/8" CA
16. SKID TO HAVE 2" THK SPRAY FOAM INSULATION ON UNDERSIDE(R15 VALUE)
17. SKID TO HAVE 2" HIGH DRIP LIP AROUND CHECKERPLATE & ONE(1) STD FLOOR DRAIN
18. ALL PSV'S TO TIE INTO COMMON RELIEF HEADER
19. ALL INSTRUMENTS TO BE VENTED OFF SKID (INCLUDES ESDV-1000, PRV-2010)

Issued For Construction
Issued to Fab. Manager Feb 09/05 JS

VALVE LEGEND

END CONNECTION –
FLANGED RF= 1
FLANGED RTJ=2
BUTTWELDED= 3
THREADED= 4
SOCKETWELD= 5
SW/SCRD= 6
TUBING= 7

VALVE SERVICE
NORMAL TEMP. SWEET PROCESS=1
NORMAL TEMP. STD PROCESS=1S
LO. TEMP. SWEET PROCESS=2
LO. TEMP. STD PROCESS=2S

2" BA 1 D 1S

VALVES

TAG	QTY.	MAKE	DESCRIPTION
3/4"BA4N1	2	BALON	3/4" NPT 3000# R.P., BALL VALVE SOUR SERVICE
1/2"BA4N1	4	BALON	1/2" NPT 3000# R.P., BALL VALVE STD. SERVICE
1/2"BAF4N1S	2	NUTRON	1/2" NPT 3000# F.P., BALL VALVE SOUR SERVICE
1/2"NE4P1S	7	CENTURY	1/2" NPT 6000# MxF NEEDLE VALVE SS, SOUR SERVICE
1/4"NE4P1S	7	CENTURY	1/4" NPT 6000# MxF NEEDLE VALVE SS SOUR SERVICE
1"BA4N1S	6	BALON	1" NPT 3000# BALL VALVE, R.P. SOUR SERVICE
2"BA1B1S	1	NUTRON	2"300#RF BALL VALVE, R.P. SOUR SERVICE
1"C4H1S	1	WHEATLEY	1" NPT CLASS 800 CHECK VALVE, SOUR SERVICE
1/4"CP7R1S	2	NUPPO	1/4" NPT SST TUBING CHECK VALVE, SOUR SERVICE
1/2"Y4M1	1	ALTA	1/2" NPT 2000# Y-STRAINER, STD SERVICE
1"Y4H1S	1	ALTA	1" NPT 2000# Y-STRAINER, SOUR SERVICE
2"BA4N1S	1	FORTUNE	2" NPT 3000# R.P. BALL VALVE SOUR SERVICE
1/8"BA4N1	1	BALON	1/8" NPT 3000# BALL VALVE STD SERVICE
[illegible]	1	[illegible]	[illegible]
[illegible]	3	BALON	[illegible]
[illegible]	1	[illegible]	[illegible]
1/8"BA4N1S	1	NUTRON	1/8" NPT 3000# R.P. BALL VALVE SOUR SERVICE
1/4"NE4P1S	1	CENTURY	1/4" NPT 6000# MxF NEEDLE VALVE SS SOUR SERVICE

BILL OF MATERIALS

TAG	QTY.	MAKE	DESCRIPTION
FE-1000	1	NORTHSTAR	DUAL CHAMBER METER RUN, 3"300# RF SCH.80 AGA 2003 FIG. 3C c/w ONE(1) 316 S.S. ORIFICE PLATE, ONE(1) TEFLON SEAL RING, ONE (1) 1"3000# TOL & ONE(1) 3/4" 3000# TOL, & FLOW CONDITIONER (70" F/F) SOUR SERVICE
PSV-1000	1	CONSOLIDATED	1"300#RF x 2"150#RF RELIEF VALVE, NACE TRIM, WCB BODY, SET @ 740 PSIg INCONEL SPRING, "D" ORIFICE
PSV-2010	1	MERCER	MODEL 9100, 1" NPT x 1" NPT RELIEF VALVE, SOUR TRIM, WCB BODY, SET @ 150 PSIg ON THE FOS "D" ORIFICE
LC-1000	1	FISHER	2" NPT L2 SERIES LIQUID LEVEL CONTROLLERS SOUR SER. SNAP DIRECT ACTING 1 7/8" x 18" VERT. DISPLACER, 1" FLOAT ARM
LCV-1000	1	FISHER	D2 LIQUID CONTROL VALVE, 1" NPT AIR TO OPEN / FAIL CLOSED, 6-30 PSIg INPUT ADJ ORIFICE, SOUR SERVICE 1/2" TRIM
LSH-1000	1	SOR	2"NPT MODEL PS-1530C-G2A-C-JD-PS-NC, PNEUMATIC HIGH LEVEL SWITCH 1/4"NPT PILOT 316 SS FLOAT 303 SS BODY, SNAP DIRECT MAWP 1500 PSIg, SOUR SER. ICE TRIM
PI-1000/1010 PI-1020	3	WIKA	PRESSURE INDICATOR 4" DIAL 0-1000 PSI DUAL SCALE 1/2" NPT BOTTOM MOUNT SS
PI-2010	1	WIKA	PRESSURE INDICATOR 2 1/2" DIAL,0-200 PSI DUAL SCALE, 1/4" NPT BOTTOM MOUNT,SOUR
TI-1000	1	TREND	TEMPERATURE INDICATOR, 3" DIAL, -40°F-160°F RANGE, DUAL SCALE, c/w 1/2" x 3/4" x 6" 316 S.S.T THERMOWELL 6" STEM
PRV-2010	1	FISHER	MODEL 627 REGULATOR 1"FNPT, 70-150 PSIg RNG 2000# STEEL BODY, 1/8" TRIM, SOUR NYLON DISC
PCV-2240/ 2220/2230	△3	FISHER	MODEL 67 CFR REGULATORS 1/4"FNPT 0-125 PSIg RANGE, 250 PSIg MAWP, SOUR TRIM.
PCV-2100/2200 2210	△3	FISHER	MODEL 67 CFR REGULATORS 1/4"FNPT 0-35 PSIg RANGE, 250 PSIg MAWP, SOUR TRIM.
FQI-1000	1	HALIBURTON	1"NPT TURBINE METER, 5-50 GPM CAPACITY MAG. PICK-UP c/w MC II DIGITAL TOTALIZER, CUBIC METER READOUT, SOUR
LG-1000	1	PENBERTHY	MODEL IRM5 REFLEX TYPE LEVEL GAUGE, 3/4" NPT c/w 330J VALVES, SOUR SER., DRAIN TIE-IN
BPCV-1000	1	FISHER	2"300# RF 667-"D" VALVE, SOUR SERVICE c/w SIZE 40 ACT SOUR SERVICE TRIM, 6-30 PSIg SPRING RANGE, FAIL CLOSED 10 1/2" F/F, 1/2"TRIM
PC-1000	1	FISHER	MODEL 4150 PRESSURE CONTROLLER, 6-30 PSIg OUTPUT, 316 S.S. BOURDON TUBE, NACE COMPLIANT INTERNALS SUITBALE FOR SOUR INST GAS 0-1500 PSIg BOURDON TUBE c/w HOKE MNT PARTS
PSV-3000/3010	2	NUPPO	MODEL SS-4P3A5PU RELIEF VALVE, 1/4"x1/4"NPT "C" SPRING, SET @ 740 PSIg
LG-3000	1	TKS	METH RATE & LEVEL GAUGE DUAL CALIBRATION 1/2"NPT SITE GLASS ENCLOSED 1 PIECE CONSTR
PSHH-1000	1	AMOT	MODEL 4023SE441D PER 3 WAY SWITCHING VALVE MANUAL RESET SET @ 670 PSIg PICING
[illegible]	[illegible]	[illegible]	[illegible]
[illegible]	[illegible]	[illegible]	[illegible]
PI-2220/ 2200/2210	3	WIKA	PRESSURE INDICATOR 1 1/2" DIAL,0-100 PSI DUAL SCALE 1/4" NPT BACK MOUNT SOUR GAS GAUGE
PI-2230/ 2240/2250	3	WIKA	PRESSURE INDICATOR 1 1/2" DIAL,0-100 PSI DUAL SCALE 1/4" NPT BACK MOUNT SOUR GAS GAUGE

3	REV. AS PER CHANGE ORDER #3	CP	C.K.	05-02-23
2	REV. AS PER CHANGE ORDER #2	PP		05-02-04
1	REV. AS PER CHANGE ORDER #1	PP		05-02-04
0	ISSUED FOR CONSTRUCTION	CP		04-12-23
[illegible]	[illegible]	[illegible]		[illegible]
[illegible]	[illegible]	[illegible]		[illegible]
[illegible]	[illegible]	[illegible]		[illegible]

MANUFACTURING LIMITED

DATE 04-12-13
DESIGNED BY JPS
DRAWN BY CBELCHAPO
CHECKED BY
APPROVED BY C.K.

DEVON CANADA CORPORATION
c/o MAJESTIC ENGINEERING LTD.
LSD: GOODFISH

16" OD x 7'-6" S/S 2 PHASE SOUR VERTICAL SEPARATOR PACKAGE
DESIGN PRESSURE 740 PSIg @ 100°F

PROJECT 3225-[illegible] DRAWING 3225-[illegible]-[illegible] REVISION [illegible]
SHEET [illegible] OF [illegible]