The information contained in this drawing is the confidential property of Platinum Energy Services Corp. No part thereof shall be reproduced or communicated to a third party without written authorization from Platinum Energy Services Corp.

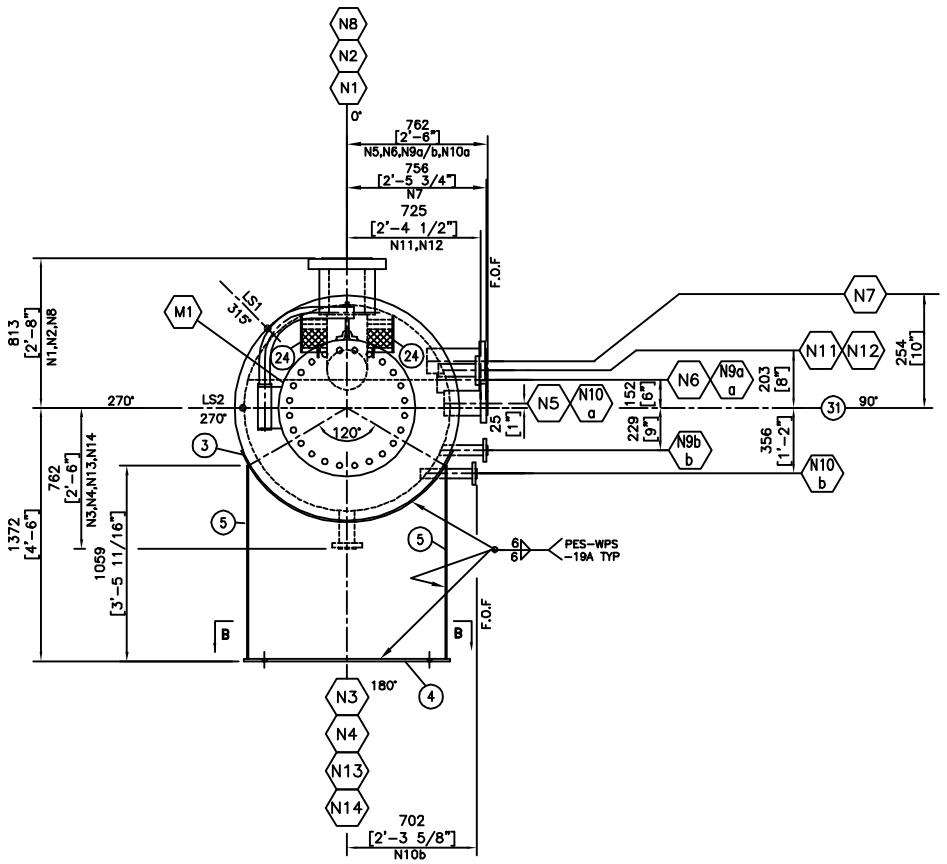

END VIEW

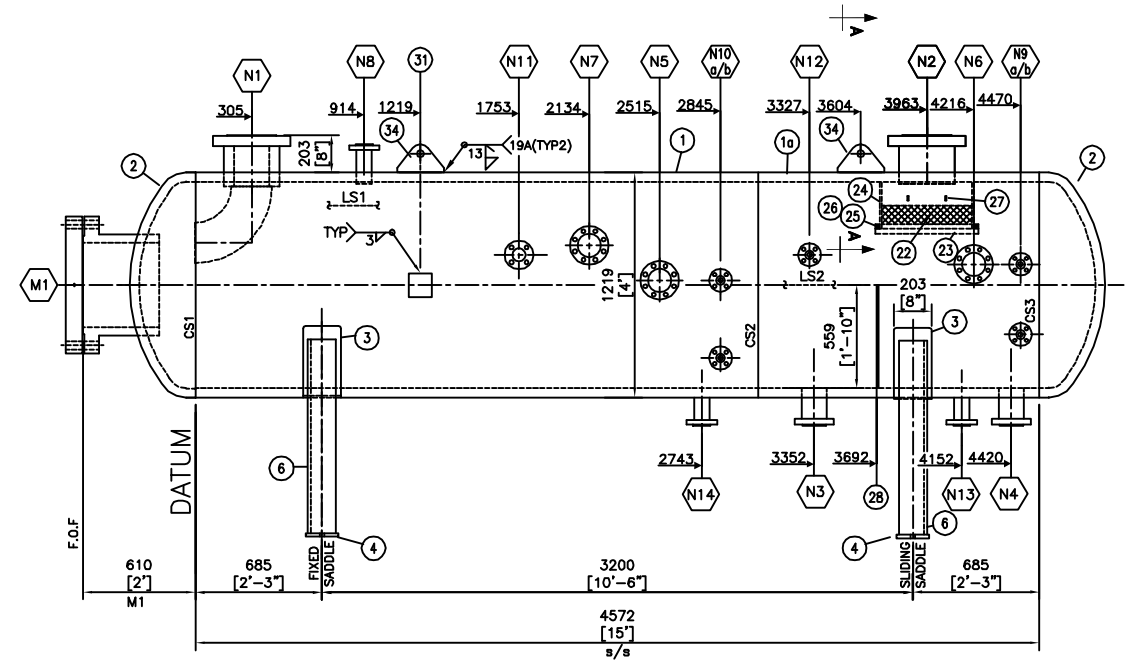

ELEVATION VIEW

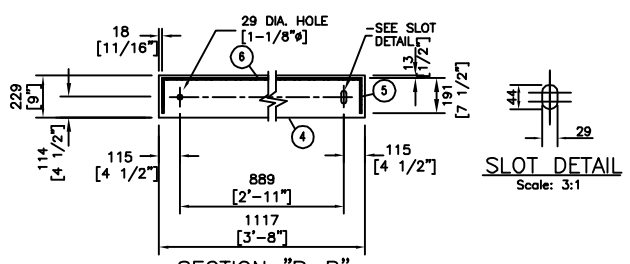

SECTION "B-B"

SLOT DETAIL
Scale: 3:1

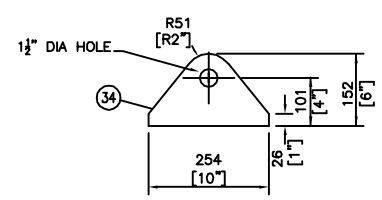

LIFT LUG DETAIL
SCALE NTS
(2 REQUIRED)

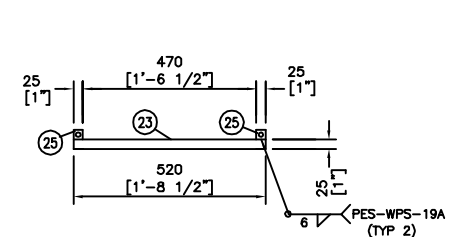

MISTEX REMOVEABLE SUPPORT DETAIL
SCALE NTS (TYP FOR 3)

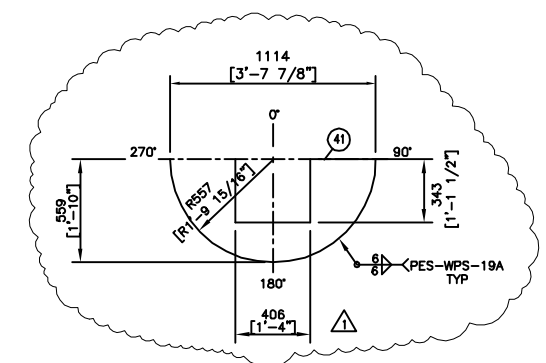

WEIR DETAIL

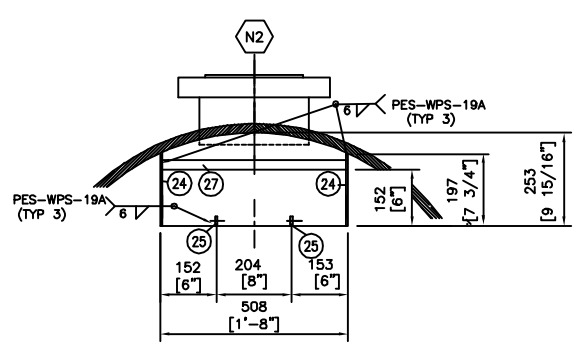

*NOTE: ITEM NUMBER #22 & #23 NOT SHOWN IN THIS VIEW

SECTION"A-A"
SCALE NTS

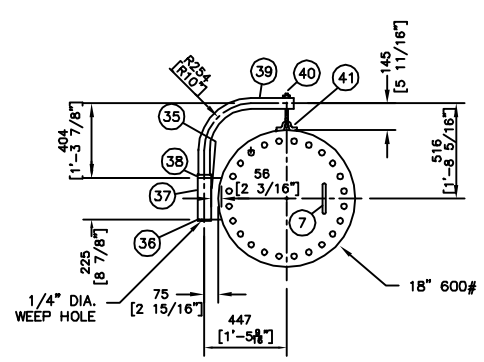

DAVIT DETAIL

ALL WELDS THIS DETAIL
3/8"(10mm) CONTINUOUS FILLET
PES-WPS-19A

GENERAL NOTES:

1. VESSEL VOLUME = 210 cuFT (6.0 cuM)
2. VESSEL WEIGHT EMPTY = 25,000 lbs (11,340 kgs)
3. VESSEL WEIGHT FULL OF WATER = 37,806 lbs (17,148 kgs)
4. APPROVED WELDING PROCEDURE 1863.2
5. REGISTERED QUALITY CONTROL PROGRAM AQP 1084(S).
6. WELD PROCEDURES : FOR PWHT VESSEL USE PES-WPS-19A / PES-WPS-02
7. RADIUS ALL OPENINGS 3mm [0.125"]
8. FOR NON PRESSURE RETAINING WELDS USE PES-WPS-19A (PWHT)
9. ALL WELD GAPS 3/32"MINIMUM.
10. ALL BOLT HOLES TO STRADDLE CENTRE LINES - UNLESS NOTED OTHERWISE
11. ACCEPTABLE MATERIAL SUBSTITUTIONS :
    SA-333-6 FOR SA-106B
    SA-350-LF2 FOR SA-105N
12. FABRICATION TOLERANCES SHALL BE AS PER PLATINUM "STANDARD FABRICATION TOLERANCES" UNLESS OTHERWISE NOTED
13. EXTERNAL LOADS ARE NOT APPLICABLE PER UG-22.
14. MTR TO BE PROVIDED FOR ALL PRESSURE RETAINING PARTS.
15. X- RAY: FULL RT1 UW-11(a)
16. STRESS RELIEVE AT 1125°F FOR 2 HOURS MIN.
17. FINISHED OPENING OF 2" 3000# TOL NOT EXCEED 2 1/8".
18. PRODUCTION IMPACT TESTING REQUIRED ON ITEMS #1 #2 & #40 PER UG-84 TO -20°F. MATERIAL & PRODUCTION IMPACT TESTING SHALL BE DONE FOR 3 SAMPLES AT AN AVERAGE OF 15ft.lbs ENERGY ONE SAMPLE NOT LESS THAN 10ft.lbs ENERGY. ALL OTHER B.O.M. ITEMS EXEMPT PER UG-20(f) 1-5 & UCS-66(b)
19. FOR TACK WELDS USE PES-WPS-02.

BILL OF MATERIAL

ITEM	REQ'D	DESCRIPTION			HEAT#
1	1	SHELL, 48" OD x 2" WT x 10' Lg		SA516-70N	-
1a	1	SHELL, 48" OD x 2" WT x 5' Lg		SA516-70N	-
2	2	HEAD, 48" OD x 2" THK NOM(1.9"MIN) 2:1SE 2"SF		SA516-70N	-
3	2	WEAR PAD, 8" W. x 57" LG x 3/8" THK PL, ROLL TO 48" ID		SA516-70N	-
4	2	BASE PLATES, FLAT BAR 9" W x 44" LG x 3/4" THK		SA-36	-
5	4	OUTSIDE STIFF 3/8" FLAT BAR 7 1/2" W x 41 11/16" LG		SA-36	-
6	2	WEB PLATES 3/8"PLATE 42 5/8"W x 41 11/16"Lg c/w WEEP HOLE		SA-36	-
7	1	BLIND FLANGE, 18" 600#	M1	SA105N	-
8	1	FLANGE, 18" 600# RFHB OVL=18"Lg (CTS)	M1	SA105N	-
9	2	FLANGE, 3" 600# RFHB OVL=9"Lg (CTS)	N3,N4	SA105N	-
10	2	FLANGE, 3" 600# RFHB OVL=12"Lg (CTS)	N5,N7	SA105N	-
11	1	FLANGE, 3" 600# RFHB OVL=9"Lg (CTS)	N6	SA105N	-
12	2	FLANGE, 2" 600# RFLWN OVAL=9"Lg (CTS)	N13,N14	SA105N	-
13	2	FLANGE, 8" 600# RFHB OVL=12"Lg (CTS)	N1,N2	SA105N	-
14	1	FLANGE, 2" 600# RFLWN OVAL=9"Lg (CTS)	N8	SA105N	-
16	1	FLANGE, 1" 600# RFLWN OVAL=12"Lg (CTS)	N9a	SA105N	-
17	1	FLANGE, 1" 600# RFLWN OVAL=12"Lg (CTS)	N9b	SA105N	-
18	1	FLANGE, 1" 600# RFLWN OVAL=9"Lg (CTS)	N10a	SA105N	-
19	1	FLANGE, 1" 600# RFLWN OVAL=12"Lg	N10b	SA105N	-
20	1	FLANGE, 1" 600# RFLWN OVAL=12"Lg (CTS)	N12	SA105N	-
21	1	FLANGE, 1 1/2" 600# RFLWN OVAL=12"Lg (CTS)	N11	SA105N	-
22	1	MIST PAD, 20"OD x 4"THK 9FT3 DENSITY		304SS	-
23	2	SUPPORT PLATE, 1/4"THK x 1"W x 20 1/2" LG (SEE DETAIL)		SA-36	-
24	1	MIST PAD SUPPORT PIPE, 20" PIPE SCH STD		SA160B	-
25	8	PLATE, 1/4" THK x 1" W x 1" LG (1/2" ø O.C.)		SA-36	-
26	4	BOLT, 3/8" DIA x 1 1/2" LG c/w NUT		316SS	-
27	2	SUPPORT PLATE, 1/4"THK x 1"W x 18" LG (CTS)		SA-36	-
28	1	WEIR, PLATE 3/8" THK (SEE DETAIL)		SA516-70N	-
30	1	WELD ELBOW, 8" SCH STD 90 DEG LR	N1	SA234-WPB	-
31	1	PESC NAME PLATE		-	-
32	1	GASKET, 18" 600# FLEXITALLIC FLEXICARB	M1	316SS	-
33	20	STUDS, 1 5/8" DIA. x 10 1/2"Lg c/w 2 NUTS		SA-193-B7M/194-2HM	-
34	2	LIFT LUGS, 3/4" PLATE (SEE DETAIL)		SA516-70N	-
35	1	PLATE, 3/4" THK 2 1/4" x 8 7/8" Lg (CTS)		SA36	-
36	1	PLATE, 1/4" THK 2 1/2"ø c/w 1/4" WEEP HOLE		SA36	-
37	1	PIPE SLEEVE, 2 1/2" SCH STD x 8 7/8" Lg		SA106B	-
38	1	PIPE RING, 2 1/2"ø SCH STD x 3/4" Lg		SA106B	-
39	1	DAVIT ARM 2" SCH XXH x 42" Lg		SA106B	-
40	1	EYEBOLT, 3/4" ø c/w NUT & WASHER		SA36/44W	-
41	2	U-BAR, 5/8" ø ROUND BAR x 8" Lg (CTS)		SA36/44W	-

NOZZLE SCHEDULE

MARK	SIZE NPS	SIZE MM	QTY	RATING	TYPE	DESCRIPTION	ITEM No.	INT. PROJ.	EX. PROJ.	WELD DETAIL
N1	8"	219	1	600#	RFHB	INLET	13,30	1"	8"	7,10
N2	8"	219	1	600#	RFHB	OUTLET	13	1"	8"	7
N3	3"	89	1	600#	RFHB	LIQUID OUT(WATER)	9	0"	6"	6
N4	3"	89	1	600#	RFHB	LIQUID OUT(HC)	9	0"	6"	6
N5	3"	89	1	600#	RFHB	LC(WATER)	10	.375"	AS SHOWN	7
N6	3"	89	1	600#	RFHB	LC(HC)	11	.375"	AS SHOWN	7
N7	3"	89	1	600#	RFHB	HLSD	10	.375"	AS SHOWN	7
N8	2"	60	1	600#	RFLWN	PSV	14	.375"	6"	7
N9a/b	1"	33	2	600#	RFLWN	LG(HC)	16,17	.375"	AS SHOWN	7
N10a/b	1"	33	2	600#	RFLWN	LG(WATER)	18,19	.375"	AS SHOWN	7
N11	1 1/2"	48	1	600#	RFLWN	TI	21	.375"	AS SHOWN	7
N12	1"	33	1	600#	RFLWN	PI	20	.375"	AS SHOWN	7
N13	2"	60	1	600#	RFLWN	DRAIN(HC)	12	0"	6"	6
N14	2"	60	1	600#	RFLWN	DRAIN(WATER)	12	0"	6"	6
M1	18"	457	1	600#	RFHB	MANWAY	7,8,32,33	1 1/2"	AS SHOWN	7

DESIGN DATA

Design Press.	1440 Psig (9929 kPag)	Serial No.	15917-01
Design Temp.	-20/130°F (-28.8/54°C)	C.R.N. No.	T4164.213
Corrosion All.	0.125" (3mm)	Location	ALBERTA
Test Press.	1872 Psig (12908 kPag)	ASME Code:	SECTION VIII, DIV.1 2004 ED.2005 ADD.
X-Ray	UW-11(a) RT1	Paint Spec.	
Stress Relief	1125°F FOR 2 HOURS		
Min. Metal Design Temp.	-20°F @ 1440Psig At -28.8°C @ 9928kPag	Exempt From Impact Testing As Per ASME Code	SEE NOTE 18

FILLET WELD SIZES (IN)			
NOZZLE	A	B	C
M1	.375"	.625"	
N1,N2,N5-N13	.375"	.375"	-
N3,N4	.375"	-	-

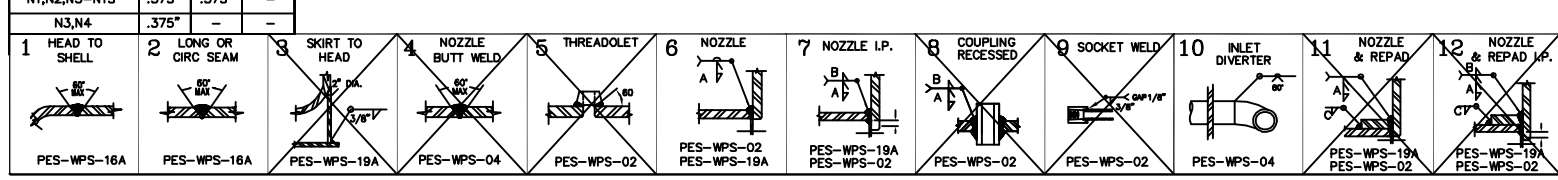

REV	DESCRIPTION	BY	DATE	CHK'D	APP'D	CALC REV
1	AS-BUILT	SW	07/03/05	CDW	BD	0
0	ISSUED FOR CONSTRUCTION	SW	06/10/23	CDW	BD	0

DESIGN BY	BD	06/10/23
DRAWN BY	SW	06/10/23
CHK'D BY	CDW	06/10/23
APP'D BY	BD	06/10/23

PLATINUM Energy Services Corp.

CLIENT: STOCK

TITLE: 48"OD x 15'-0" S/S 1440 PSIG 1/8" CA

DRAWING NUMBER: 15917-VES-01

REV: 1