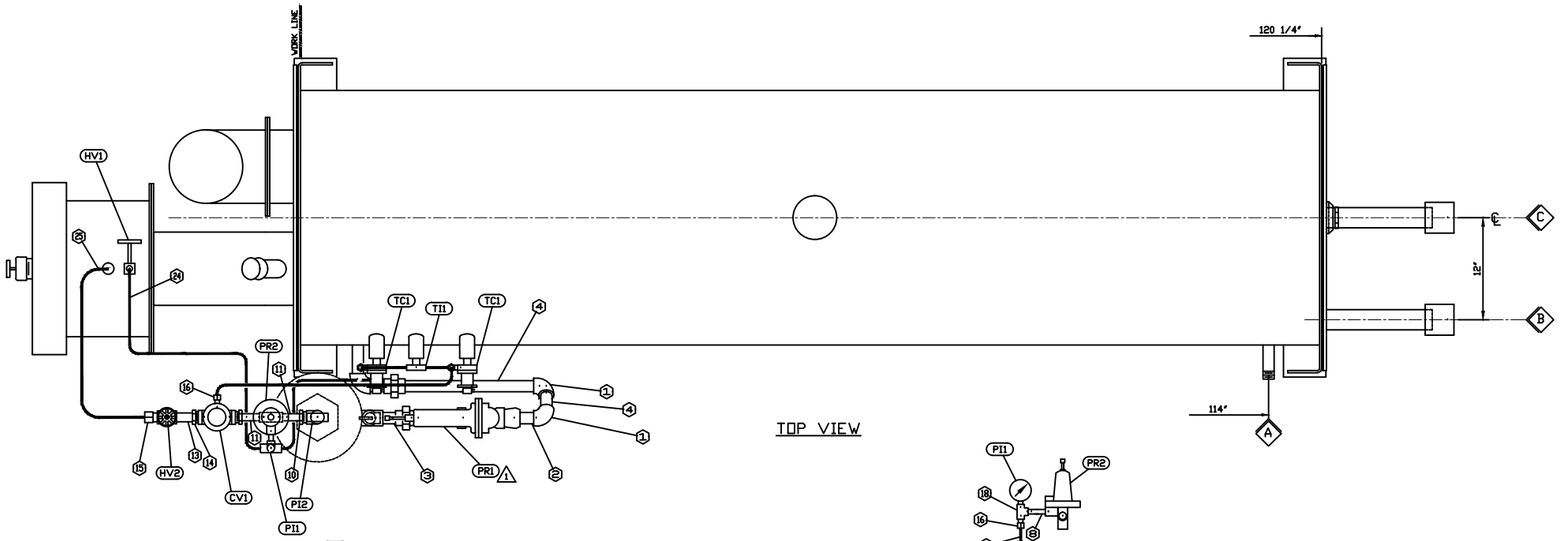

TOP VIEW

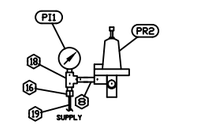

PI1 PRESSURE GAUGE DETAIL

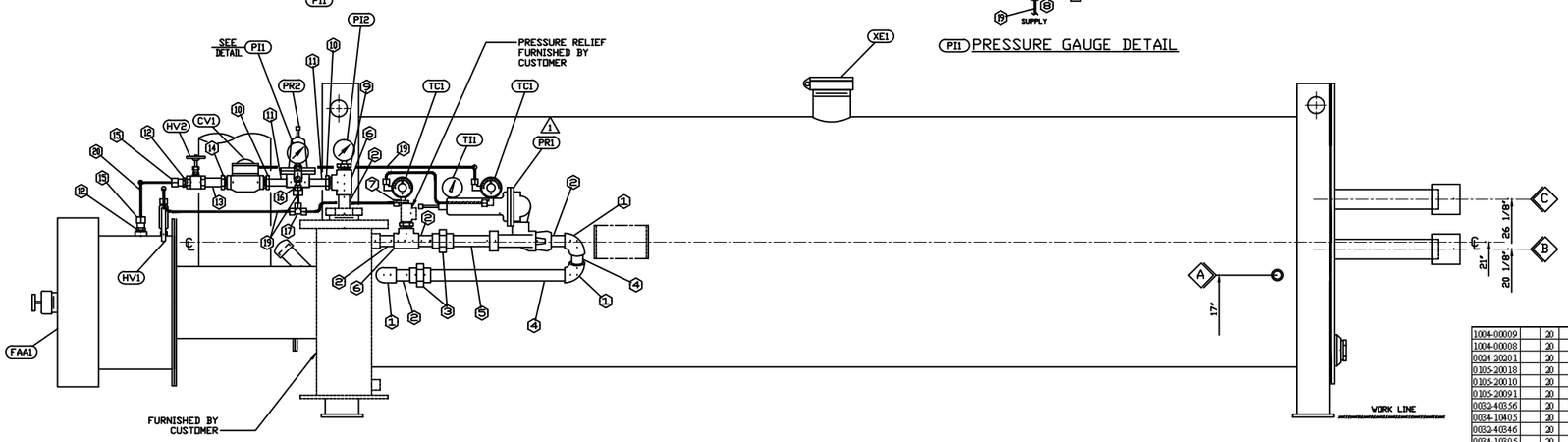

SIDE VIEW

SCHEDULE OF OPENINGS

MARK	SIZE	TYPE	RATING	DESCRIPTION
A	1"	MNPT	1500#	FUEL GAS INLET
B	2"	FNPT	6000#	COIL INLET
C	2"	FNPT	6000#	COIL OUTLET

* NOTES
1. THE LENGTH CALLED OUT IS THE TOTAL FOR THIS UNIT, THE SERVICE DEPARTMENT WILL CUT AND PREPARE AS REQUIRED TO ASSEMBLE AS SHOWN ON ASSEMBLY.

MATERIAL NO.	V.C.	OPER	QTY.	ITEM	THK.	WIDTH SIZE	LENGTH	DESCRIPTION	MATERIAL	INVENTORY
1004-00009		20	1	20	.035"	-----	30"	*TUBING/STAIN/TP304/ WELDED 1/2"	TP-304	2.50
1004-00008		20	1	19	.035"	-----	96"	*TUBING/STAIN/TP304/ WELDED 3/8"	TP-304	8.00
0024-20201		20	1	18	----	-----	-----	TEE/THD/2000#/FS 1/4"	SA-105	1
0105-20018		20	1	17	----	-----	-----	FITTING/TUBE ESTL/TEE/5/8 X 3/8TTT	--------	1
0105-20010		20	3	16	----	-----	-----	FITTING/TUBE ESTL/STRAIT/5/8 X 1/4P	--------	3
0105-20091		20	2	15	----	-----	-----	FITTING/TUBE ESTL/STRAIT/1/2 X 3/4P	--------	2
0032-40356		20	3	14	----	-----	-----	BUSHING/FS/HEX 1" X 3/4"	SA-105	3
0034-10405		20	2	13	----	-----	3"	NIPPLE/ 3/4" X-HVY, T.B.E.	SA-106B	2
0032-40346		20	1	12	----	-----	-----	BUSHING/FS/HEX 3/4" X 1/2"	SA-105	1
0034-10305		20	2	11	----	-----	3"	NIPPLE/ 1/2" X-HVY, T.B.E.	SA-106B	2
0032-40354		20	1	10	----	-----	-----	BUSHING/FS/HEX 1" X 1/2"	SA-105	1
0032-40352		20	1	9	----	-----	-----	BUSHING/FS/HEX 1" X 1/4"	SA-105	1
0033-10102		20	1	8	----	-----	1 1/2"	NIPPLE/ 1/4" STD, T.B.E.	SA-106B	1
0105-20002		20	2	7	----	-----	-----	FITTING/TUBE ESTL/ELL/5/8 X 1/4P	--------	2
0024-20205		20	2	6	----	-----	-----	TEE/THD/2000#/FS 1"	SA-105	2
0034-10511		20	1	5	----	-----	6"	NIPPLE/ 1" X-HVY, T.B.E.	SA-106B	1
1001-77005		20	1	4	.179"	-----	24"	*PIPE 1" SCH 80 SMLS	SA-106B	2.00
0030-50005		20	2	3	----	-----	-----	UNION/FS/THD/3000#/1"	SA-105	2
0034-10505		20	5	2	----	-----	3"	NIPPLE/ 1" X-HVY, T.B.E.	SA-106B	5
0024-20005		20	3	1	----	-----	-----	ELL/THD/2000#/FS/90 1"	SA-105	3

MATERIAL LIST Page 1 of 1 — DRWN. BY: NBL — CHK'D BY: RSH

JOB: 65410 DRWG.NO.: E1284500 REV.: 01 DEPT: (A B C D E F G H J K L M N OH R S Z) DATE: 07/25/12 NO. REQ'D: 20

NOTICE:
DESTROY OLD PRINTS
REVISED DRAWINGS

NOTICE!
SEE SEPARATE ASSEMBLY MATERIAL LIST
SEE SEPARATE BILL OF MATERIAL
SEE 'SCHEDULE OF OPENINGS' THIS DWG.

NOTES
1. ALL TAIL DIMENSIONS ARE FROM WORK LINE UNLESS OTHERWISE NOTED.
2. PAINT: SEE FORM S1-615.
3. APPROX. ASSEMBLY WEIGHT: 2,950 LBS

REF. DWGS
30" O.D. X 10'-0" E/E INDIRECT HEATER ---------- E1284400

UNLESS OTHERWISE INDICATED TP-16 WILL BE USED FOR TOLERANCES.

THE USE OF ANY DESCRIPTIVE OR FUNCTIONAL NAMES ON DRAWINGS, SPECIFICATIONS, AND/OR THE PRODUCTS THEMSELVES ARE FOR IDENTIFICATION ONLY AND IMPLIES NO WARRANTIES.

THIS DRAWING IS THE PROPERTY OF SIVALLS, INC., AND IS NOT TO BE PRINTED, PHOTOGRAPHED, COPIED, LOANED OR USED WITHOUT ITS PERMISSION.

NO.	REVISION	DATE	DWN.	APP.
1	REVISED PER ECN #2242	07/25/12	CGO	SK

Sivalls, Inc.
Box 2792
Odessa, Texas 79760

TITLE: ASSEMBLY FOR IH-3010-T2 INDIRECT HEATER

CUSTOMER: NEWFIELD PRODUCTION COMPANY

SCALE: 1 1/2"=1'-0" — JOB: 65410

DATE: 08/23/07 — P.O. .

DRAWN BY: NBL

CHECKED BY: RSH

DWG. E1284500

SYMIX DESC: ASSEM/IH-3010-T2-500M