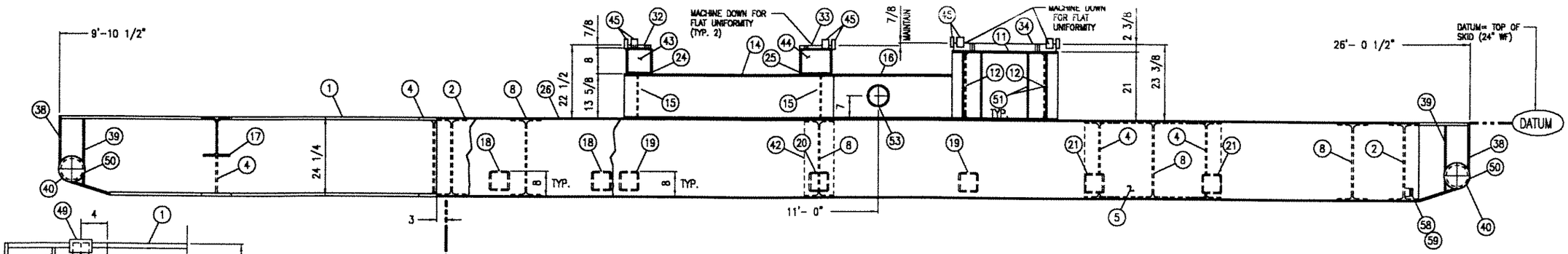

ELEVATION VIEW

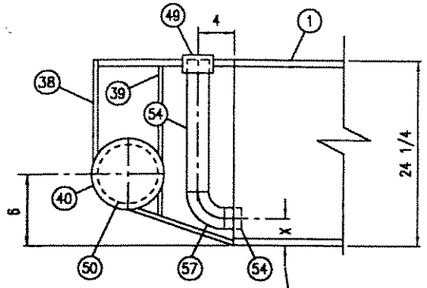

PUMP-OUT DETAIL
N.T.S.

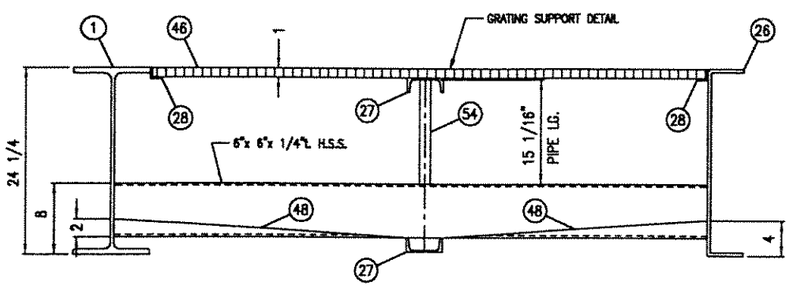

SEAL PAN DETAIL
N.T.S.

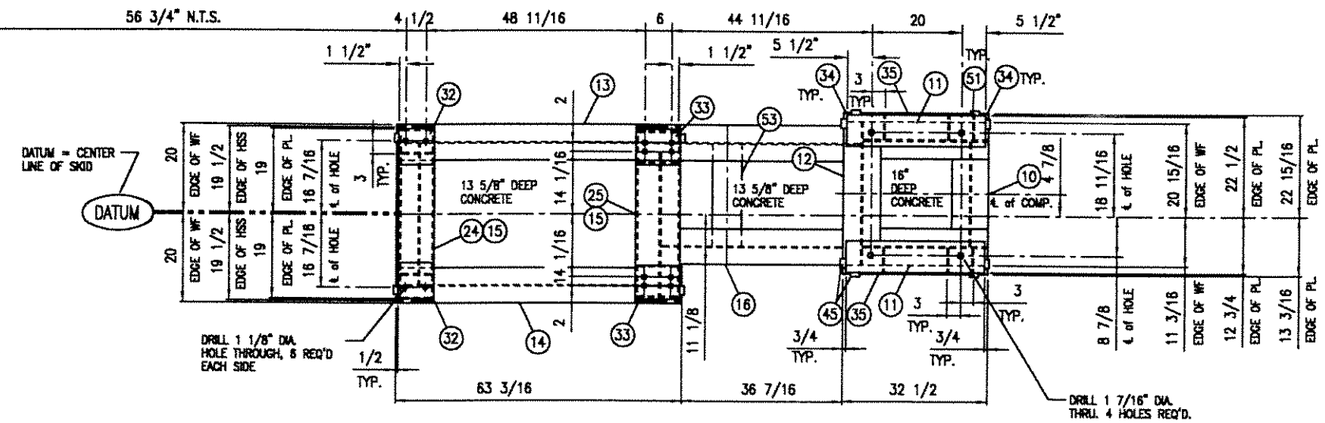

SUB-BASE DETAIL

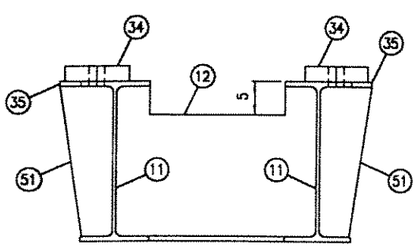

COMP. GUSSET DETAIL
N.T.S.

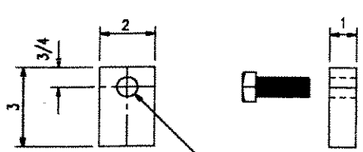

ALIGNMENT ASSY DETAIL
N.T.S.

* DESIGNATE MATERIAL FOR SUBSTRUCTURE

REV	DATE	DESCRIPTION
B	NOV26	AS BUILT
A	OCT25	GENERAL REVISION
0	OCT22	ISSUED TO SHOP

MARK	REQ'D	DESCRIPTION	REMARKS
15	2	* 14" WF @ 43#/FT x 2'- 7 3/4" LG.	A-572-50
14	ONE	* 14" WF @ 43#/FT x 4'- 11 1/16" LG.	A-572-50
13	ONE	* 14" WF @ 43#/FT x 5'- 3 3/16" LG.	A-572-50
12	1	* 21" WF @ 62#/FT x 2'- 8 1/8" LG.	A-572-50
11	2	* 21" WF @ 62#/FT x 2'- 4 3/16" LG.	A-572-50
10	1	21" WF @ 62#/FT x 1'- 11 1/2" LG.	A-572-50
9			
8	8	24" WF @ 94#/FT x 12" LG.	A-572-50
7	ONE	24" WF @ 94#/FT x 2'- 10 3/16" LG.	A-572-50
6	ONE	24" WF @ 94#/FT x 2'-2 1/2" LG.	A-572-50
5	ONE	24" WF @ 94#/FT x 3'- 6" LG.	A-572-50
4	2	24" WF @ 94#/FT x 2'- 8 3/4" LG.	A-572-50
3	8	24" WF @ 94#/FT x 4'- 9 1/2" LG.	A-572-50
2	4	24" WF @ 94#/FT x 6'- 8 3/4" LG.	A-572-50
1	2	24" WF @ 94#/FT x 35'- 10" LG.	A-572-50

BILL OF MATERIAL

MARK	REQ'D	DESCRIPTION	MATERIAL
67			
66			
65			
64			
63			
62			
61			
60			
59	2	1 1/2"- 3000# F.S. HEX HEAD PLUG	SA-105
58	2	1 1/2"- 3000# F.S. HALF COUPLING	SA-105
57	ONE	2" XH WALL 90 Deg. LR BW ELBOW	SA-234-WPB
56	2	1"- 3000# F.S. HALF COUPLING	SA-105
55			
54	A/R	2" XH WALL SMLS PIPE	SA-106-B
53	A/R	* 6" STD WALL SMLS PIPE x 22 7/8" LG	SA-106-B
52			
51	6	3/8"t. GUSSET x 6" WIDE x 20" LG. (SEE DETAIL)	SA-36
50	2	6" XH WALL SMLS PIPE x 76 1/2" LG	SA-106-B
49	ONE	2" CAMLOCK CLOSURE	MILD STL.
48	ONE	14 gA PLATE x APPROX. 300 SQ.FT.	A-569
47	ONE	3/16"t. CHECKER PLATE x APPROX. 50 SQ. FT.	MILD STL.
46	ONE	1" DEEP x 3/16"t. DB GRATING x APPROX. 320 SQ. FT.	MILD STL.
45	16	* STANDARD ALIGNMENT ASSEMBLY (SEE DETAIL)	SA-36
44	4	* 3/8"t. GUSSET x 5" WIDE x 9" LG.	SA-36
43	4	* 3/8"t. GUSSET x 5" WIDE x 7" LG.	SA-36
42	3	1/2"t. PLATE x 9 1/8" WIDE x 24 1/4" LG.	SA-36
41			
40	4	1/4"t. PLATE x 8" O.D.	SA-36
39	4	1/2"t. PLATE x 4 3/8" WIDE x LG. SHOP DETERMINATE	SA-36
38	4	1/2"t. PLATE x 9 1/8" WIDE x LG. SHOP DETERMINATE	SA-36
37	ONE	1/2"t. PLATE x 17" WIDE x 15" LG. (ONE CUT TWO)	SA-36
36	ONE	3/4"t. PLATE x 16" WIDE x 17" LG.	SA-36
35	2	* 1/2"t. PLATE x 2 " WIDE x 2'- 8 1/2" LG.	SA-36
34	2	* 2 3/8"t. PLATE x 7" WIDE x 31" LG.	SA-36
33	2	* 7/8"t. PLATE x 8" WIDE x 10" LG.	SA-36
32	2	* 7/8"t. PLATE x 8" WIDE x 8" LG.	SA-36
31	ONE	1/2"t. PLATE x 18" WIDE x 22 5/16" LG. (ONE CUT TWO)	SA-36
30	ONE	3/4"t. PLATE x 18" WIDE x 18" LG.	SA-36
29			A-569
28	ONE	1 1/4"x 1 1/4"x 3/16"t. ANGLE x APPROX. 104 FT. LG.	SA-36
27	2	4" CHANNEL @ 5.4#/FT x APPROX. 50 FT.	SA-36
26	2	3/8"t. PLATE FORM TO 4"x 24 1/4" CHANNEL x 25'- 0" LG.	SA-36
25	ONE	* 10"x 8"x 1/2"t. H.S.S. x 3'- 3" LG.	A-500-C
24	ONE	* 8"x 8"x 1/2"t. H.S.S. x 3'- 3" LG.	A-500-C
23			
22	ONE	6"x 6"x 1/4"t. H.S.S. x 4'- 5 3/4" LG.	A-500-C
21	2	6"x 6"x 1/4"t. H.S.S. x 3'- 11 1/2" LG.	A-500-C
20	3	6"x 6"x 1/4"t. H.S.S. x 5'- 8 3/4" LG.	A-500-C
19	5	6"x 6"x 1/4"t. H.S.S. x 6'- 8 3/4" LG.	A-500-C
18	4	6"x 6"x 1/4"t. H.S.S. x 4'- 9 1/2" LG.	A-500-C
17	2	12" WF @ 40#/FT x 5'- 3 1/4" LG.	A-572-50
16	ONE	* 14" WF @ 43#/FT x 3'- 8 1/4" LG.	A-572-50

DRWN	L SAMSKOFF
DATE	02-10-22
SCALE	1/2"= 1'- 0"
CHK'D	

SKID ASSEMBLY - ELEVATION

BIDELL EQUIPMENT
GAS COMPRESSION
6900 - 112th AVENUE S.E.
CALGARY, ALTA. T2C 4Z1
PHONE: (403) 235-5677
FAX: (403) 272-7746

OWNER:	EQUATORIAL ENERGY
PROJECT:	SCREW BOOSTER
SHOP ORDER:	02-158
DWG.No:	02-158-3B
REVISION:	B