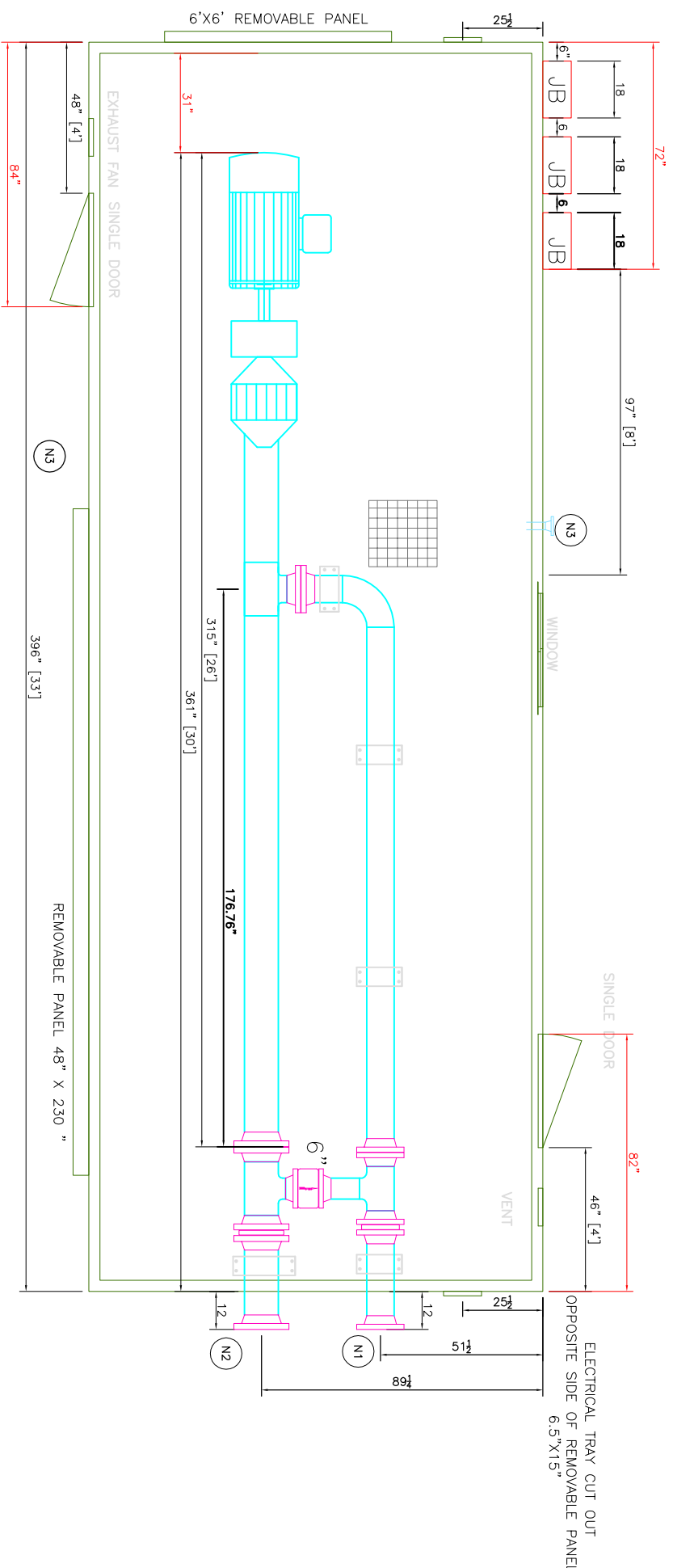


NOTE: REMOVABLE PANEL IS TO BE PAST THE MOYNO PUMP DISCHARGE FLANGE



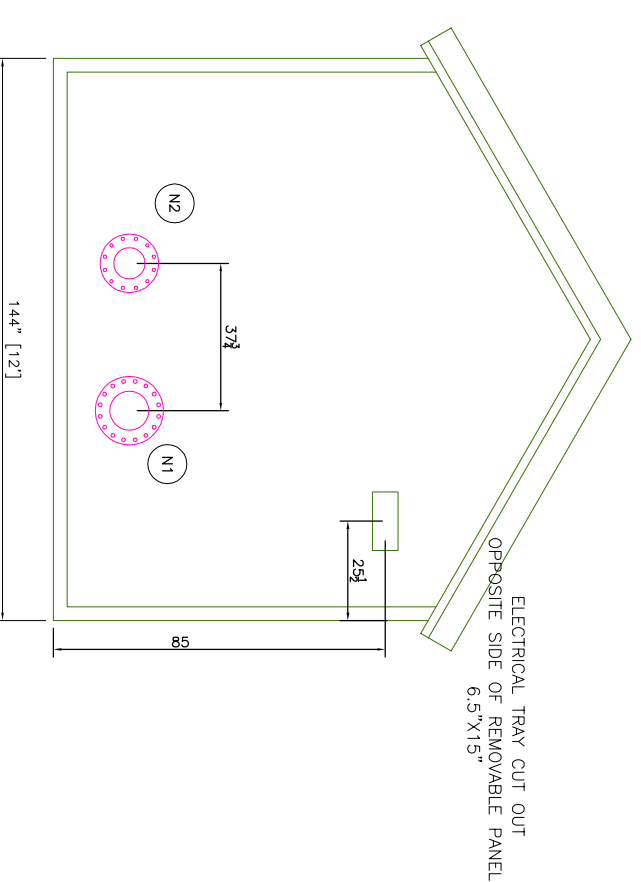
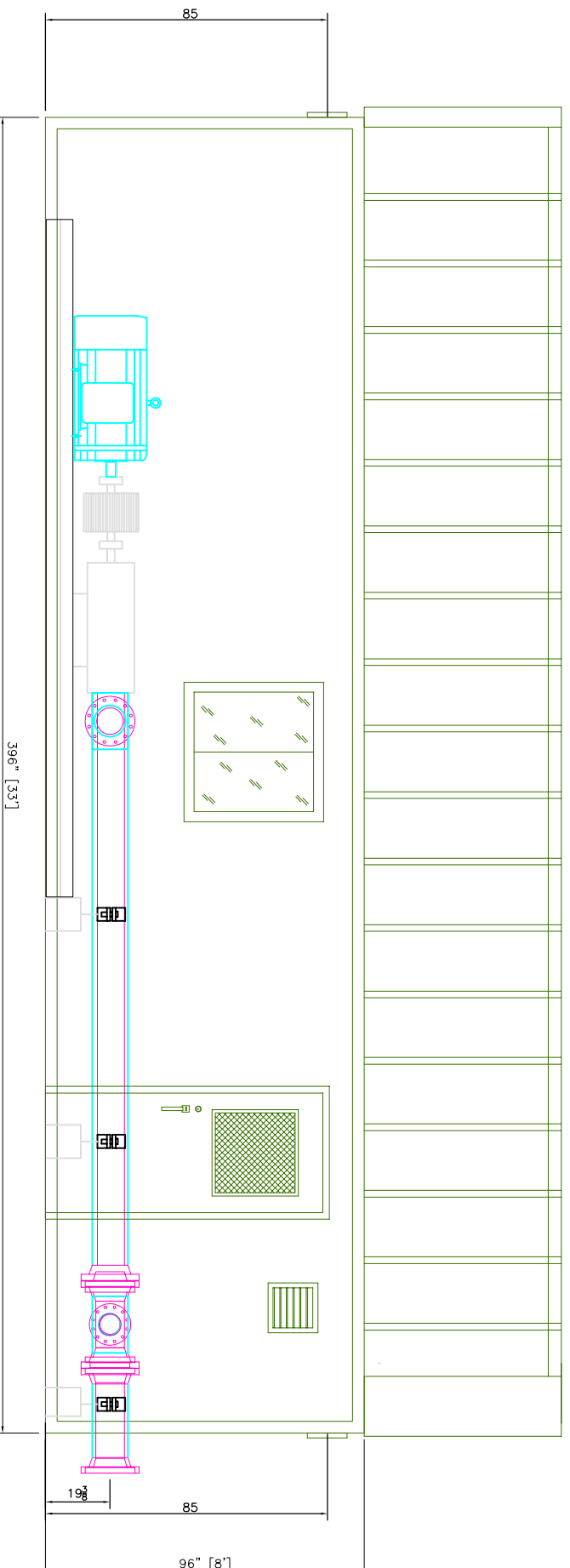
PIPING		SERVICE	
MARK	SIZE	RATING	
N1	10"	300# RF	10" SCHD 40 INLET PIPING
N2	8"	300# RF	8" SCHD 40 OUTLET PIPING
N3	2"	150# RF	2" SCHD SUMP DRAIN OUTLET

NOTE: SUMP IS TO BE INSTALLED ON OPPOSITE SIDE OF REMOVABLE PANEL

NOTE: ELECTRICAL WIRING IS TO BE INSTALLED ON OPPOSITE SIDE OF REMOVABLE PANEL

NOTE: REMOVABLE PANEL INSTALLED FOR EASY PUMP BARREL REMOVAL

NOTE FOR ONSITE INSTALLATION: BUILDING TO OVER HANGE STEEL PLATES IN CEMENT ON THE EAST SIDE



NOTES:

- A: HAVE REMOVABLE PANEL FLUSH WITH THE FLOOR
- B: SUMP IS TO BE INSTALLED ON THE OPPOSITE SIDE OF REMOVABLE PANEL
- C: ELECTRICAL PANEL IS TO BE INSTALLED ON THE OPPOSITE SIDE OF THE REMOVABLE PANEL.
- D: REMOVABLE PANEL IS TO BE PAST THE MOYNO PUMP DISCHARGE FLANGE
- E: REMOVABLE PANEL ARE TO BE ON THE FLOOR OF THE PUMP BUILDING
- F: REMOVABLE PANEL FOR MOTOR IS TO BE CENTERED AROUND THE MOTOR
- G: LIFTING LUGS NOT PLACED UNDER THE DOORS

REV	DESCRIPTION	BY	DATE	CHK	APP
A	ISSUED FOR REVIEW	LJ	10/13/2015		

REFERENCE DRAWING
-

TUNDRA OIL & GAS PARTNERSHIP

DALY

5-23-9-28 W1M

FOUR STAGE BOOST PUMP SKID OVERVIEW PRINT

SAMPLE LAYOUT

DRAWN BY: LJ	SCALE: NTS	AFF: TBA	DRAWING NUMBER: 5-23-9-28-DET-6315	REV NO: A
--------------	------------	----------	------------------------------------	-----------