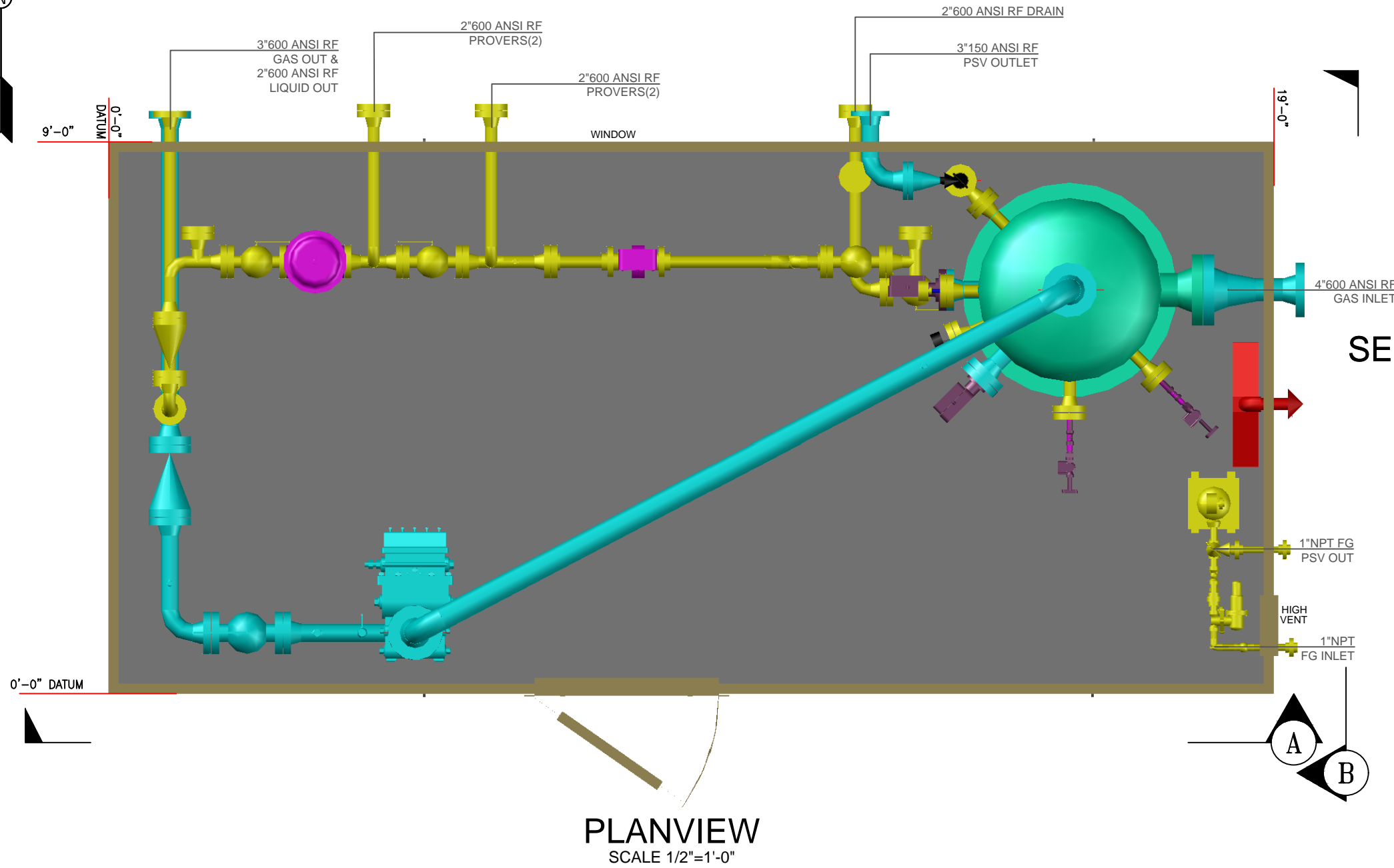
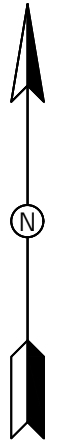
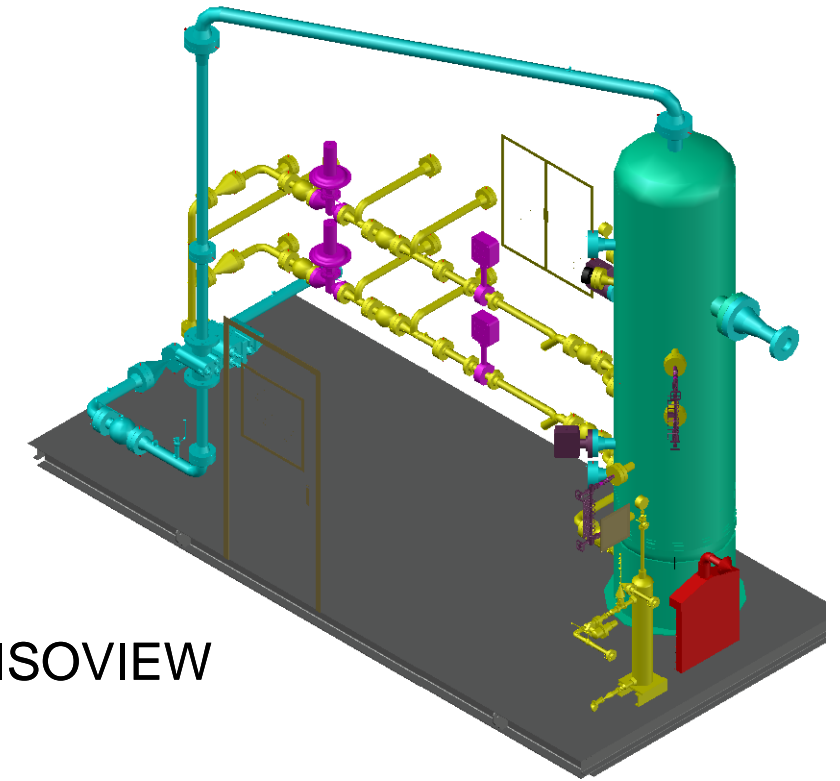


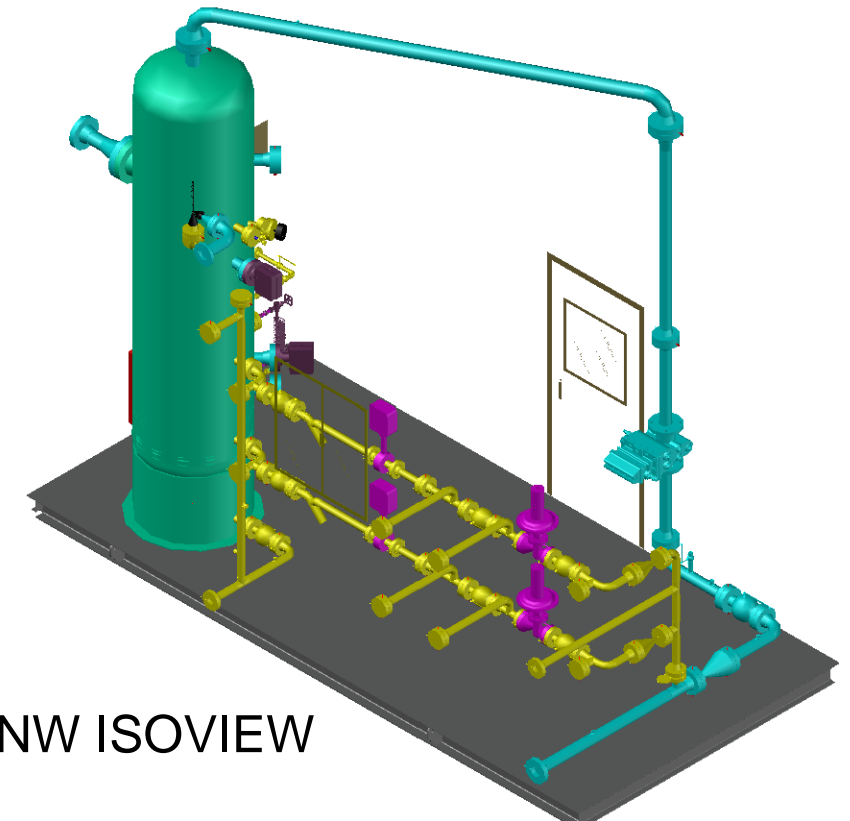
THIS DRAWING IS THE EXCLUSIVE PROPERTY OF TKS CONTROLS LTD AND MAY NOT BE REPRODUCED WITHOUT STRICT WRITTEN CONSENT FROM DESIGNER.



PLANVIEW
SCALE 1/2"=1'-0"



SE ISOVIEW



NW ISOVIEW

NOTE:
SOME DIMENSIONS FOR NPT FITTINGS ARE APPROXIMATE AS SHOP MAY PLACE AS THREADED PIPING ALLOWS.
ALL ELEVATIONS ARE FROM TOP OF SKID.
AT SOUR SERVICE LOCATIONS, SIGNAGE AND H2S MONITORS (INCL. HORN & BEACON), SHOULD BE INSTALLED ON-SITE PRIOR TO START-UP.

| REV. # | REVISION | BY | DWN | APPR. | DATE |
|--------|----------------------|----|-----|-------|----------|
| 0 | ISSUED FOR REFERENCE | | CT | | 11-12-23 |



| | |
|-----------------------------|--|
| DATE 12-11-2023 | CLIENT RARE OILFIELD SERVICES |
| DESIGNED BY TKS | LSD: |
| DRAWN BY C.TOWERS | LAYOUT AND ELEVATION OF 36"ODx10' VERTICAL SEPARATOR PACKAGE w/ 9' x 19' SKID. |
| CHECKED BY | PROJECT NO. 18307 |
| APPROVED BY | FILENAME 18307GA |
| SCALE N.T.S. | SHEET NO. 2 OF 2 |
| | DRAWING NO. TKS #18307GAPLAN |
| | REV. NO. 0 |