

VESSEL INSPECTION RECORD

Inspection Type:	Cert. <input type="checkbox"/>	Ext. <input checked="" type="checkbox"/>	Intl. <input type="checkbox"/>	On-Stream <input type="checkbox"/>	IRC # _____	IC1 <input type="checkbox"/>	IC2 <input type="checkbox"/>	Other <input checked="" type="checkbox"/>
Insp. Intervals: (yrs)	Cert. _____	Ext. _____	Intl. _____					
Area	Rockies	FMT	Piceance	Facility	Wilson Creek			
Equipment #	V-ST-002	EAM #		State #		P&ID #	8195-01	
Vessel Name, Description, Location				Sulfa Treat Tower (North)				
Service	Gas	PSV/PSE #	ST-2					
Status (A,I/A,O/S)	A	MDR (Y/N)	Y	PSV/PSE Capacity	1661 SCFM 2" x 2"			
PSM	No	Sour Svc	Yes	Corrosive	Yes	Set/Burst Press.	200 psig	
Vibration	No	Cladding or liner	No	Internal Access	24" Manway			
Does Internal Inspection Require Process Shut-In?				No				
Manufacturer	McKay Equipment Company			NB #	2336	Serial #	MK-2345	
Fab. Date	Volume (ft. ³)	Capacity (gal.)		Min. Flange Rating	150#	Orientation (H/V/S)	V	
Seamless?	No	Insulated?	Yes	Stress Relieved?		RT (S/F/N)	Full	RT Type (1,2,3,4,Unk)
							RT-2	

PRESS. & TEMP	Design	Operating	DESIGN DATA	Shell	Head A	Head B
Temperature (°F)	200 F	100 F	Steel Grade	SA-516-70	SA-516-70	SA-516-70
Pressure (psig)	200 psig	200 psig	Design Thick.	.500"	.500"	.500"
Hydrotest (psig)	260	MDMT	Corr. Allow.	.125"	.125"	.125"
Seam-Seam Length (in.)	25'-0" S/S		Geom. Shape	Vert. Cylinder	2:1 Ellip	2:1 Ellip
Outside Diameter (in.)	60"		Jnt. Effic.	100%	100%	100%
Comments (Re-rated, De-rated, Etc.)	Newly installed in September 2013					

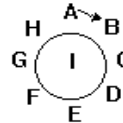
Recommendations:

Certification Information:	API 510	<input checked="" type="checkbox"/>	National Board	<input type="checkbox"/>	Cert #:	30888	Exp. Date:	2016-07-31
Company	DBI, Inc.	Signature	Mitchell Benes			Date:	2013-11-05	

Chevron Review /Sign Off / Action Items:

Certification Information:	API 510	<input type="checkbox"/>	National Board	<input type="checkbox"/>	Cert #:		Exp. Date:	
Company		Signature				Date:		

(inches)



SHEET _____ of _____

INSPECTION METHOD	UT <input checked="" type="checkbox"/> RT <input type="checkbox"/> OTHER <input type="checkbox"/>	Equip Type/Serial #	DMS-GO/USMG012126105		
Cal Block- Size	<u>0.100"</u> - <u>0.500"</u> Matl. <u>Fe 4340</u> Serial # <u>05-8043</u>	Cal. Date	<u>11-5-2013</u>	Cal. Temp	<u>30 F</u>
Transducer Type	<u>DA 590</u>	Transducer Size / Freq. / Serial #	<u>3/8" / 5Mhz / N/A</u>		

[illegible]

COMMENTS: _____

Procedure #'s _____ Rev #'s _____
 Company _____ Signature _____ Date: _____

Next UT Inspection: 2018-11-04 API 510 para. 6.4

Next Visual Inspection: 2018-11-04

										Short Term	Long Term	Remaining	Minimum
										Corrosion	Corrosion	Life	Required
	TNom	A	B	C	D	E	F	G	H	Rate	Rate	(Years)	Thickness (In)
H2	0.500	0.486	0.493	0.487	0.485	0.486	0.473	0.489	0.492				0.339
H1	0.500	0.488	0.490	0.491	0.492	0.494	0.491	0.491	0.483				0.339
C1	0.500	0.494	Noz	0.494	0.495	0.488	0.499	0.498	0.496				0.341
C2	0.500	0.491	0.489	0.483	0.486	0.488	0.488	0.487	0.490				0.341
C3	0.500	0.495	0.497	0.492	0.494	0.492	0.486	0.495	0.496				0.341
C4	0.500	0.490	0.497	0.494	0.488	0.492	0.494	0.494	0.489				0.341
C5	0.500	0.494	0.494	0.491	0.490	0.486	0.491	0.493	0.490				0.341
C6	0.500	0.496	0.494	Noz	0.495	0.490	0.494	0.495	0.497				0.341

**The corrosion rate and remaining service life will be determined after the next scheduled inspection due to the recent in-service date of the vessel.
The vessel meets the minimum required thickness at this time.

External Inspection Check List

Data Plate	Yes	No	NA	Comments:
Is the Data Plate Intact and Legible?	<input checked="" type="checkbox"/>	<input type="checkbox"/>	<input type="checkbox"/>	Yes
Data Plate information matches report? If not update report.	<input checked="" type="checkbox"/>	<input type="checkbox"/>	<input type="checkbox"/>	Yes
Are Repair Tags installed ? - If so date of Repair	<input type="checkbox"/>	<input type="checkbox"/>	<input checked="" type="checkbox"/>	No repair tags
Picture or rubbing of nameplate and repair plates?	<input checked="" type="checkbox"/>	<input type="checkbox"/>	<input type="checkbox"/>	Digital picture taken
Access				
Is there sufficient access for Inspection?	<input checked="" type="checkbox"/>	<input type="checkbox"/>	<input type="checkbox"/>	Yes
Ladders and walkways and landings in good condition?	<input checked="" type="checkbox"/>	<input type="checkbox"/>	<input type="checkbox"/>	Yes
Safety cages installed as required?	<input checked="" type="checkbox"/>	<input type="checkbox"/>	<input type="checkbox"/>	Yes
Drop bars installed and in working condition?	<input type="checkbox"/>	<input type="checkbox"/>	<input checked="" type="checkbox"/>	No drop bar is installed at platform
Manway large enough for vessel entry?	<input checked="" type="checkbox"/>	<input type="checkbox"/>	<input type="checkbox"/>	Yes manway is 24"
Supports / Foundation				
Corrosion on supports? Light/Moderate/Extreme/ Location?	<input checked="" type="checkbox"/>	<input type="checkbox"/>	<input type="checkbox"/>	No corrosion noted
Distortion noted supports? Location and extent?	<input checked="" type="checkbox"/>	<input type="checkbox"/>	<input type="checkbox"/>	None noted
Studs, bolts or nuts missing, loose or wrong size?	<input checked="" type="checkbox"/>	<input type="checkbox"/>	<input type="checkbox"/>	None noted
Cracking, corrosion or damaged noted on welds?	<input checked="" type="checkbox"/>	<input type="checkbox"/>	<input type="checkbox"/>	None noted
Any cracking or spalling of concrete supports?	<input checked="" type="checkbox"/>	<input type="checkbox"/>	<input type="checkbox"/>	None noted
Are there any settlement issues?	<input checked="" type="checkbox"/>	<input type="checkbox"/>	<input type="checkbox"/>	No settlement issues noted
Is equipment level?	<input checked="" type="checkbox"/>	<input type="checkbox"/>	<input type="checkbox"/>	Appears level visually
Fireproofing / Insulation				
Fireproofing cracked, damaged or missing?	<input type="checkbox"/>	<input type="checkbox"/>	<input checked="" type="checkbox"/>	No fireproofing on vessel
Insulation damaged, missing or bulging? Location / Extent?	<input checked="" type="checkbox"/>	<input type="checkbox"/>	<input type="checkbox"/>	None noted
Are seams turned down to prevent H2O ingress?	<input checked="" type="checkbox"/>	<input type="checkbox"/>	<input type="checkbox"/>	Seams are turned down
Is insulation sealed properly - caulking / sealant?	<input checked="" type="checkbox"/>	<input type="checkbox"/>	<input type="checkbox"/>	Insulation seal is in good condition
Possible corrosion under insulation? Location?	<input checked="" type="checkbox"/>	<input type="checkbox"/>	<input type="checkbox"/>	None noted
Inspection plug loose or missing? Locations?	<input checked="" type="checkbox"/>	<input type="checkbox"/>	<input type="checkbox"/>	None noted
Is banding loose, missing or damaged?	<input checked="" type="checkbox"/>	<input type="checkbox"/>	<input type="checkbox"/>	None noted
Is Insulation marked as Asbestos?	<input type="checkbox"/>	<input type="checkbox"/>	<input checked="" type="checkbox"/>	Vessel is non-asbestos insulation
Partially Insulated? Identify areas?	<input checked="" type="checkbox"/>	<input type="checkbox"/>	<input type="checkbox"/>	Shell is 100% insulated; Heads are un-insulated
Leaks / Temporary Repairs				
Leaks noted on shell, heads, nozzles or attached piping?	<input checked="" type="checkbox"/>	<input type="checkbox"/>	<input type="checkbox"/>	None noted
Discolored or sagging insulation?	<input checked="" type="checkbox"/>	<input type="checkbox"/>	<input type="checkbox"/>	None noted
Are there existing temp repairs - clamps, lap patches?	<input type="checkbox"/>	<input type="checkbox"/>	<input checked="" type="checkbox"/>	No temporary repairs
Locations noted on drawing?	<input type="checkbox"/>	<input type="checkbox"/>	<input checked="" type="checkbox"/>	No areas of concern
Shell / Heads				
External coating failed? Extent and location?	<input checked="" type="checkbox"/>	<input type="checkbox"/>	<input type="checkbox"/>	No coating failure noted
Deformation, bulging, blisters, dents? Extent / Location?	<input checked="" type="checkbox"/>	<input type="checkbox"/>	<input type="checkbox"/>	None noted
External Corrosion? Light / Moderate / Extreme / Location?	<input checked="" type="checkbox"/>	<input type="checkbox"/>	<input type="checkbox"/>	No corrosion noted
Cracking, corrosion or damage noted on welds?	<input checked="" type="checkbox"/>	<input type="checkbox"/>	<input type="checkbox"/>	None noted
Hot spots or discolored areas noted on equipment?	<input checked="" type="checkbox"/>	<input type="checkbox"/>	<input type="checkbox"/>	None noted
Nozzles / Auxiliary Piping				
Loose or missing studs, nuts? Correct size?	<input checked="" type="checkbox"/>	<input type="checkbox"/>	<input type="checkbox"/>	None noted
Excessive corrosion noted on bolting?	<input checked="" type="checkbox"/>	<input type="checkbox"/>	<input type="checkbox"/>	No corrosion present
Multiple gaskets or "other" used as spacers?	<input checked="" type="checkbox"/>	<input type="checkbox"/>	<input type="checkbox"/>	None noted
Flange connections taped over - trapped moisture?	<input checked="" type="checkbox"/>	<input type="checkbox"/>	<input type="checkbox"/>	None noted
Distortion to nozzles or piping noted?	<input checked="" type="checkbox"/>	<input type="checkbox"/>	<input type="checkbox"/>	None noted
Weep holes in repads leaking or plugged?	<input checked="" type="checkbox"/>	<input type="checkbox"/>	<input type="checkbox"/>	None noted; shell repads covered in insulation
Dissimilar metal connections Isolated?	<input type="checkbox"/>	<input type="checkbox"/>	<input checked="" type="checkbox"/>	

Corrosion Definitions - Light = Surface Rust, no scaling or pitting. Moderate = Pit depth less than corrosion allowance / Light scaling. Extreme = Pit depth greater than corrosion allowance / Heavy scaling.



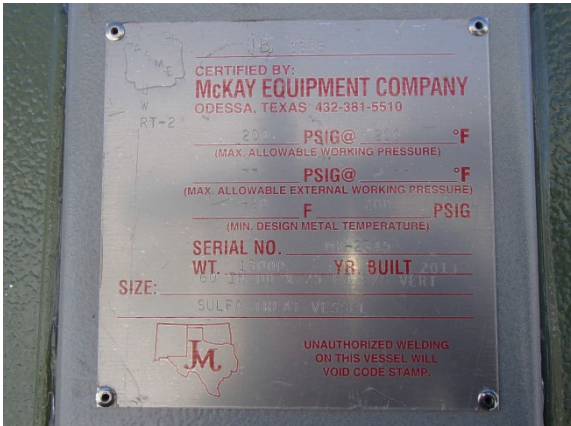


External Inspection Check List - Continued

Vessel Skirt	Yes	No	NA	Comments:
Are there access holes in vessel skirts?	<input checked="" type="checkbox"/>	<input type="checkbox"/>	<input type="checkbox"/>	Yes 4 tombstone shaped holes noted
Distortion or damaged noted? Extent and Location?	<input checked="" type="checkbox"/>	<input type="checkbox"/>	<input type="checkbox"/>	None noted
Corrosion or cracking noted? Extent and Location?	<input checked="" type="checkbox"/>	<input type="checkbox"/>	<input type="checkbox"/>	None noted
Skirt free of trash and debris?	<input checked="" type="checkbox"/>	<input type="checkbox"/>	<input type="checkbox"/>	Skirt is free from large trash or debris
Auxiliary Equipment				
Vessel has sight glass and temperature gauge?	<input type="checkbox"/>	<input type="checkbox"/>	<input checked="" type="checkbox"/>	No sight glass or temperature gauge found
Sight glass and gauges functioning properly - legible?	<input type="checkbox"/>	<input type="checkbox"/>	<input checked="" type="checkbox"/>	No sight glass or temperature gauge found
Broken conduit or wiring noted?	<input checked="" type="checkbox"/>	<input type="checkbox"/>	<input type="checkbox"/>	None noted
Adequate lighting installed and functioning?	<input checked="" type="checkbox"/>	<input type="checkbox"/>	<input type="checkbox"/>	Lighting is adequate
Relief Valves				
Relief valves have test tag? Date?	<input checked="" type="checkbox"/>	<input type="checkbox"/>	<input type="checkbox"/>	Sep-13
Padlock or 1/8" - 3000 # cable used to lock open valves?	<input checked="" type="checkbox"/>	<input type="checkbox"/>	<input type="checkbox"/>	Correct
Block valves up stream of relief valves locked open?	<input checked="" type="checkbox"/>	<input type="checkbox"/>	<input type="checkbox"/>	Correct
Block valves down stream of relief valves locked open?	<input checked="" type="checkbox"/>	<input type="checkbox"/>	<input type="checkbox"/>	No down stream valves after psv outlet
Piping down stream of PSV is not reduced in size?	<input checked="" type="checkbox"/>	<input type="checkbox"/>	<input type="checkbox"/>	Correct 2" open to atmosphere
No check or control valves downstream of relief valve?	<input checked="" type="checkbox"/>	<input type="checkbox"/>	<input type="checkbox"/>	Negative
No liquid traps in relief piping?	<input checked="" type="checkbox"/>	<input type="checkbox"/>	<input type="checkbox"/>	Negative
Grounding				
Ground cable broken, missing and or disconnected?	<input checked="" type="checkbox"/>	<input type="checkbox"/>	<input type="checkbox"/>	Ground connection is tight
Containment / Drainage				
Drainage sufficient at base of equipment	<input type="checkbox"/>	<input type="checkbox"/>	<input checked="" type="checkbox"/>	No containment
Is equipment located within containment?	<input type="checkbox"/>	<input type="checkbox"/>	<input checked="" type="checkbox"/>	
Containment in satisfactory condition?	<input type="checkbox"/>	<input type="checkbox"/>	<input checked="" type="checkbox"/>	
Containment drained of excessive liquid?	<input type="checkbox"/>	<input type="checkbox"/>	<input checked="" type="checkbox"/>	
Containment free of debris?	<input type="checkbox"/>	<input type="checkbox"/>	<input checked="" type="checkbox"/>	
Other				
All NDE data reviewed? Issues or concerns?	<input checked="" type="checkbox"/>	<input type="checkbox"/>	<input type="checkbox"/>	Yes - no concerns at this time
Minimum thickness calculations complete? Concerns?	<input checked="" type="checkbox"/>	<input type="checkbox"/>	<input type="checkbox"/>	Yes - no concerns at this time
Remaining life calculation complete? Concerns?	<input checked="" type="checkbox"/>	<input type="checkbox"/>	<input type="checkbox"/>	Yes - no concerns at this time
Fixed Equip Specialist notified of issues and concerns?	<input type="checkbox"/>	<input type="checkbox"/>	<input checked="" type="checkbox"/>	

Other NDE Performed: UT ☒ MT ☐ PT ☐ RT ☐ AUT ☐ PAUT ☐ Type and Other _____**Notes:** UT thickness measurements taken externally.

Certification Information: API 510 ☒ National Board ☐ Cert #: 30888 Exp. Date: 2016-07-31
 Company DBI, Inc. Signature Mitchell Benes Date: 2013-11-05

Photo Inspection Report

	
V-ST-002	Skirt
	
Nameplate	N3
	
MW2	

FORM U-1A MANUFACTURER'S DATA REPORT FOR PRESSURE VESSELS
(Alternative Form for Single Chamber, Completely Shop or Field Fabricated Vessels Only)
As Required by the Provisions of the ASME Boiler and Pressure Vessel Code Rules, Section VIII, Division 1

1. Manufactured and certified by: McKAY EQUIPMENT COMPANY 6337 WESTMOOR ROAD ODESSA, TEXAS 79764
(Name and address of manufacturer)

2. Manufactured for: CHEVRON 1400 SMITH, 41ST FLOOR HOUSTON, TEXAS 77002
(Name and address of purchaser)

3. Location of installation: CHEVRON 7265 RIO BLANCO COUNTY ROAD #9 MEEKER, COLORADO 81641
(Name and address)

4. Type: VERT MK-2345 -- 8195-01 2336 2013
(Horizontal or vertical tank) (Manufacturer's serial number) (CRN) (Drawing number) (National Board number) (Year built)

5. The chemical and physical properties of all parts meet the requirements of material specifications of the ASME BOILER AND PRESSURE VESSEL CODE The design, construction, and workmanship conform to ASME Rules, Section VIII, Division 1 2010
Year

6. Shell: SA-516-70 .500 .125 5'-0" OD 25'-0"
(Material spec. number, grade) (Nominal thickness) (Corr. allow) (Inner diameter) (Length overall)

7. Seams: TYPE 1 FULL -- TYPE 1 SPOT 100 3
(Long (welded, etc. singl., lap, butt)) (R.T. (spot or full)) (E.T.) (H.T. temp.) (Time, hr) (Grth (welded, etc. singl., lap, butt)) (R.T. (spot or full)) (E.T. %) No. of courses

8. Heads: (a) Material SA-516-70 (b) Material SA-516-70
(Spec. number, grade) (Spec. number, grade)

	Location (Top, Bottom, Ends)	Minimum Thickness	Corrosion Allowance	Crown Radius	Knuckle Radius	Elliptical Ratio	Conical Apex Angle	Hemispherical Radius	Flat Diameter	Side to Pressure (Convex or Concave)
(a)	TOP	.4194	.125	--	--	2:1	--	--	--	CONCAVE
(b)	BOTTOM	.4194	.125	--	--	2:1	--	--	--	CONCAVE

If removable, bolts used (describe other fastenings) --

9. MAWP 200 -- at max temp. 200 --
(Internal) (External) (Internal) (External)
Min. design metal temp. -20 at 200 Hydro., pneu., or comb. test pressure 260
Proof test --

10. Nozzles, inspection, and safety valve openings:

Purpose (Inlet, Outlet, Drain etc.)	No.	Diameter or Size	Type	Material	Nozzle Thickness	Reinforcement	Attachment Details	Location (Insp. Open.)			
				Nozzle	Flange	Nom.	Corr.	Nozzle	Flange		
INLET	1	4"	RFWN	SA-106B	SA-105	.438	.125	INHERENT	UW-16.1(c)	TYPE 1	SHELL
OUTLET	1	4"	RFWN	SA-106B	SA-105	.438	.125	INHERENT	UW-16.1(c)	TYPE 1	SHELL
DRAIN	1	4"	RFWN	SA-106B	SA-105	.438	.125	INHERENT	UW-16.1(c)	TYPE 1	HEAD
RELIEF	1	4"	RFWN	SA-106B	SA-105	.438	.125	INHERENT	UW-16.1(c)	TYPE 1	HEAD
MANWAY	1	18"	RFSO	SA-106B	SA-105	.500	.125	SA-516-70	UW-16.1(c)	TYPE 1	HEAD
MANWAY	1	24"	RFSO	SA-106B	SA-105	.500	.125	SA-516-70	UW-16.1(c)	TYPE 1	SHELL

11. Supports: Skirt YES Lugs -- Legs -- Others -- Attached H-WLD
(Yes or No) (No.) (Describe) (Where and How)

12. Remarks: Manufacturer's Partial Data Reports properly identified and signed by Commissioned Inspectors have been furnished for the following items of the report: CYLINDER WAGNER PLATE WORKS "U" 32396 S/N: 13-366-18
(Name of part, item number, Manufacturer's name and identifying stamp)

EXEMPT PER UG-20(f) UCS 66 PRD PER UG-125 NON LETHAL SERVICE CHEVRON PO#001178845

CERTIFICATE OF SHOP/FIELD COMPLIANCE

We certify that the statements made in this report are correct and that all details of design, material, construction and workmanship of this vessel conform to the ASME Boiler and pressure Vessel Code, Section VIII, Division 1. "U" Certificate of Authorization Number 25465
expires 03/20/2015

Date 7-23-13 Co. Name McKAY EQUIPMENT COMPANY Signed [Signature]
(Manufacturer) (Representative)

CERTIFICATE OF SHOP/FIELD INSPECTION

Vessel constructed by McKAY EQUIPMENT COMPANY at ODESSA, TEXAS
I, the undersigned, holding a valid commission issued by the National Board of Boiler and Pressure Vessel Inspectors and/or the State or Province of Texas and employed by HSBCT

have inspected the component described in this Manufacturer's Data Report on 7-23-13, and state that, to the best of my knowledge and belief, the Manufacturer has constructed this pressure vessel in accordance with ASME Boiler and Pressure Vessel Code, Section VIII, Division 1. By signing this certificate neither the Inspector nor his/her employer makes any warranty, expressed or implied, concerning the pressure vessel this described in this Manufacturer's Data Report. Furthermore, neither the Inspector nor his/her employer shall be liable in any manner for any personal injury or property damage or a loss of any kind arising from or connected with this inspection.

Date 7-23-13 Signed [Signature] Commissions 11812612A TX1723
(Authorized Inspector) (National Board (incl. endorsements) State, Prov. and number)

**A Part of a Pressure Vessel Fabricated by One Manufacturer for Another Manufacturer
As Required by the Provisions of the ASME Code Rules, Section VIII, Division 1**

1. Manufactured and certified by WAGNER PLATE WORKS, LLC 4142 W. 49TH STREET TULSA, OKLAHOMA 74107
(Name and address of Manufacturer)

2. Manufactured for McKAY EQUIPMENT COMPANY 6337 WESTMOOR ROAD ODESSA, TX 79764
(Name and address of Purchaser)

3. Location of installation UNKNOWN
(Name and address)

4. Type SHELL 13-366-1B NA
(Description of vessel part (shell, two-piece head, tube bundle)) (Mfg's serial No.) (CRN)
13-366-1B WFW 2013
(Nat'l Bd. No.) (Drawing No.) (Drawing prepared by) (Year built)

5. ASME Code, Section VIII, Div. 1 2010 - 2011 NA
(Edition and Addenda (date)) (Code Case No.) (Special Service per UG-120(d))

6. Shell (a) No. of course(s): 3 (b) Overall length (ft & in.): 25' - 0"

No.	Diameter, in.	Length, ft & in.	Material	Thickness		Type	Long Joint (Cat. A)		Eff.	Circum. Joint (Cat. A, B, & C)		Eff.	Heat Treatment	
				Spec./Grade or Type	Nom.		Corr.	Full		Spot	Full		Spot	Temp
1	60" O.D.	5' - 0"	SA-516 Gr70	1/2"	-	1	FULL	-	-	-	SPOT	-	-	-
2	60" O.D.	10' - 0"	SA-516 Gr70	1/2"	-	1	FULL	-	-	-	SPOT	-	-	-

7. Heads: (a) (b)

Location (Top, Bottom, Ends)	(Mat'l Spec. No., Grade or Type) H.T. - Time & Temp					(Mat'l Spec. No., Grade or Type) H.T. - Time & Temp						
	Thickness	Radius	Conical	Hemispherical	Flat	Side to Pressure	Category A	Full	Spot	None	Temp	Time
(a)	-	-	-	-	-	-	-	-	-	-	-	-
(b)	-	-	-	-	-	-	-	-	-	-	-	-

If removable, bolts used (describe other fastening)

8. MAWP psi at max temp °F Min design metal temp °F at °F
(internal) (external) (internal) (external)

9. Impact test NO at test temperature of °F
(Indicate yes or no and the component(s) impact tested)

10. Hydro, ~~proof~~, ~~encore~~ test press BY CUSTOMER Proof test NO

11. Nozzles, inspection, and safety valve openings:

Purpose (Inlet, Outlet, Drain, etc.)	No.	Diameter or Size	Flange Type	Material		Nozzle Thickness	Reinforcement Material	How Attached		Location (Insp. Op)
				Nozzle	Flange			Nozzle	Flange	
-	-	-	-	-	-	-	-	-	-	-
-	-	-	-	-	-	-	-	-	-	-
-	-	-	-	-	-	-	-	-	-	-

12. Supports: Skirt NO Lugs NO Legs NO Others NO Attached NO
(Yes or No) (No) (No) (Describe) (Where and How)

13. Remarks WPW RETAINS RESPONSIBILITY FOR WORKMANSHIP AND MATERIAL ONLY. COLD FORMED HAS NOT BEEN P.W.H.T.
DESIGN IS THE RESPONSIBILITY OF THE CUSTOMER WPS QUALIFIED AS WELDED & WITH P.W.H.T. P.O. 8195-01 & 02

CERTIFICATE OF SHOP/FIELD COMPLIANCE

We certify that the statements made in this report are correct and that all details of material, construction, and workmanship of this pressure vessel part conform to the ASME Code for Pressure Vessels, Section VIII, Division 1.
U Certificate of Authorization No 32.396 Expires 02/27/2016
Date 06/17/2013 Name WAGNER PLATE WORKS, LLC Signed [Signature]
(Manufacturer) (Representative)

CERTIFICATE OF SHOP/FIELD INSPECTION

I, the undersigned, holding a valid commission issued by The National Board of Boiler and Pressure Vessel Inspectors and the State or Province of OKLAHOMA and employed by HSB CT of HARTFORD, CT have inspected the pressure vessel part described in this Manufacturer's Data Report on 06/17/2013, and state that, to the best of my knowledge and belief, the Manufacturer has constructed this pressure vessel part in accordance with ASME Code, Section VIII, Division 1. By signing this certificate neither the Inspector nor his employer makes any warranty, expressed or implied, concerning the pressure vessel part described in this Manufacturer's Data Report. Furthermore, neither the Inspector nor his employer shall be liable in any manner for any personal injury or property damage or a loss of any kind arising from or connected with this inspection.
Date 06/17/2013 Signed [Signature] Commissions NB13413A OK 962
(Authorized Inspector) (Nat'l Board incl. endorsement, State, Province and No.)



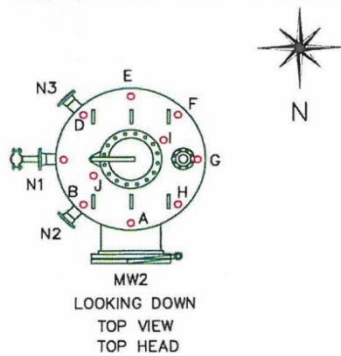
CHEVRON
MID-CONTINENT
BUSINESS UNIT

FMT: WILSON CREEK

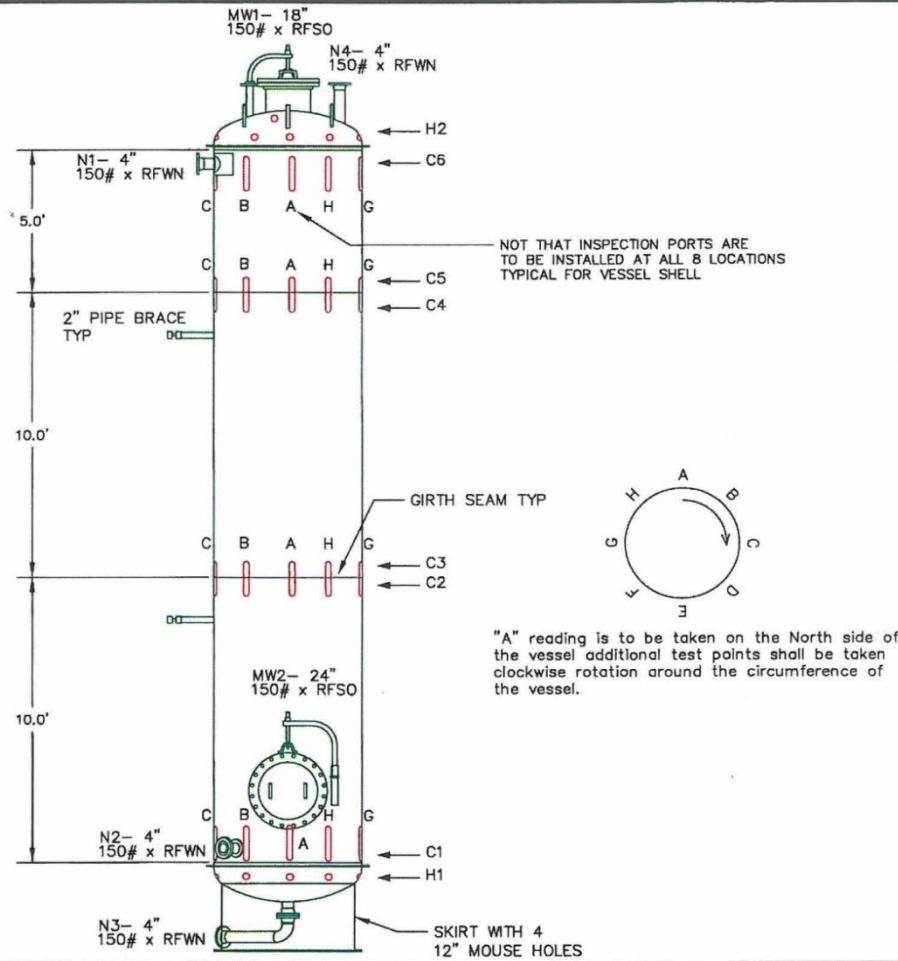
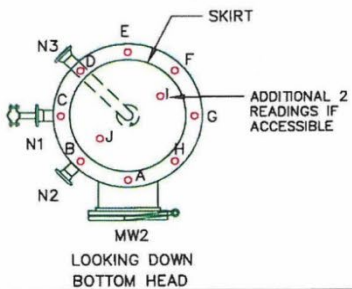
FACILITY: WILSON CREEK GAS PLANT

DESCRIPTION: V-ST1 SULFA TREATING TOWER #2

LIST OF MATERIALS



LEGEND
○ 2-1/2" CML PORT INSULATION PLUGS
□ 2-1/2" x 12" CML PORT INSULATION PLUGS



"A" reading is to be taken on the North side of the vessel additional test points shall be taken clockwise rotation around the circumference of the vessel.

ITEM #	QTY.	SIZE	SCH.	END	MATL.	NOTES
--------	------	------	------	-----	-------	-------

END TYPE BE = BEVELED END, TE = THREADED END, PE = PLAIN END

FITTINGS

ITEM #	QTY.	SIZE	SCH.	TYPE	END	MATL.	NOTES
--------	------	------	------	------	-----	-------	-------

END TYPE BE = BEVELED END, TE = THREADED END, PE = PLAIN END

FLANGE TYPE

ITEM #	QTY.	SIZE	RATING	FACE	TYPE	BORE	MATL.	NOTES
--------	------	------	--------	------	------	------	-------	-------

TYPE WN = WELD NECK, SO = SLIP ON, SW = SOCKET WELD, THD = THREADED, RTJ = RING JOINT

VALVE TYPE

ITEM #	QTY.	SIZE	RATING	FACE	TYPE	MANUFACTURER & MODEL #
--------	------	------	--------	------	------	------------------------

GASKET / SPECIALTY EQUIPMENT

ITEM #	QTY.	SIZE	RATING	TYPE	MATL.	DESCRIPTION
--------	------	------	--------	------	-------	-------------

BOLTS & NUTS

ITEM #	QTY.	SIZE	LENGTH	TYPE	MATL.	NOTES
--------	------	------	--------	------	-------	-------

DESIGN DATA	EQUIP No.: V-ST2	MFG NAME: McKay Equipment Company	NAT'L BD. No.: 2336	INSPECTION & EXAMINATION REQUIREMENTS				NOTES	CONTACT PERSON: X	
	MANUF. S/N: MK-2345	YR BUILT: 2013	SERVICE: GAS TREATING VESSEL	P&ID/DWG No.: 8195-01	PMI: NO	GUL: NO	API 653: NO	AUT: YES	BOROSCOPE: NO	SHELL MAT'L: SA516-70
	MAWP: 200 psig @ 200 °F	MDMT: -20/200 °F @ 200 psig	OP. PRESS: 150 psig	OP. TEMP: 100°F	MUT: YES	PT: NO	API 570: NO	PAUT: YES	IRIS/EC: NO	HEAD MAT'L: SA516-70
	SHELL THK: 0.500"	HEAD THK: 0.4194"	SHELL DIA: 60.0"OD x 25'-0" S/S	HEAD DIA: 60.0" OD 2:1 Ellip	CRT: YES	MT: NO	API 510: YES	PEC: YES	IR: NO	INSPECTION DATE: X
	CONST. CODE: ASME S8D1 2010	NOZZLE RTG: 150#	STAMPED CODE: U,W, RT-2	CORR. ALLW: 0.125"	TEST PRESS: 260 psig		TEST FLUID: H2O		OWN BY: RRL	DWG#: 1/1