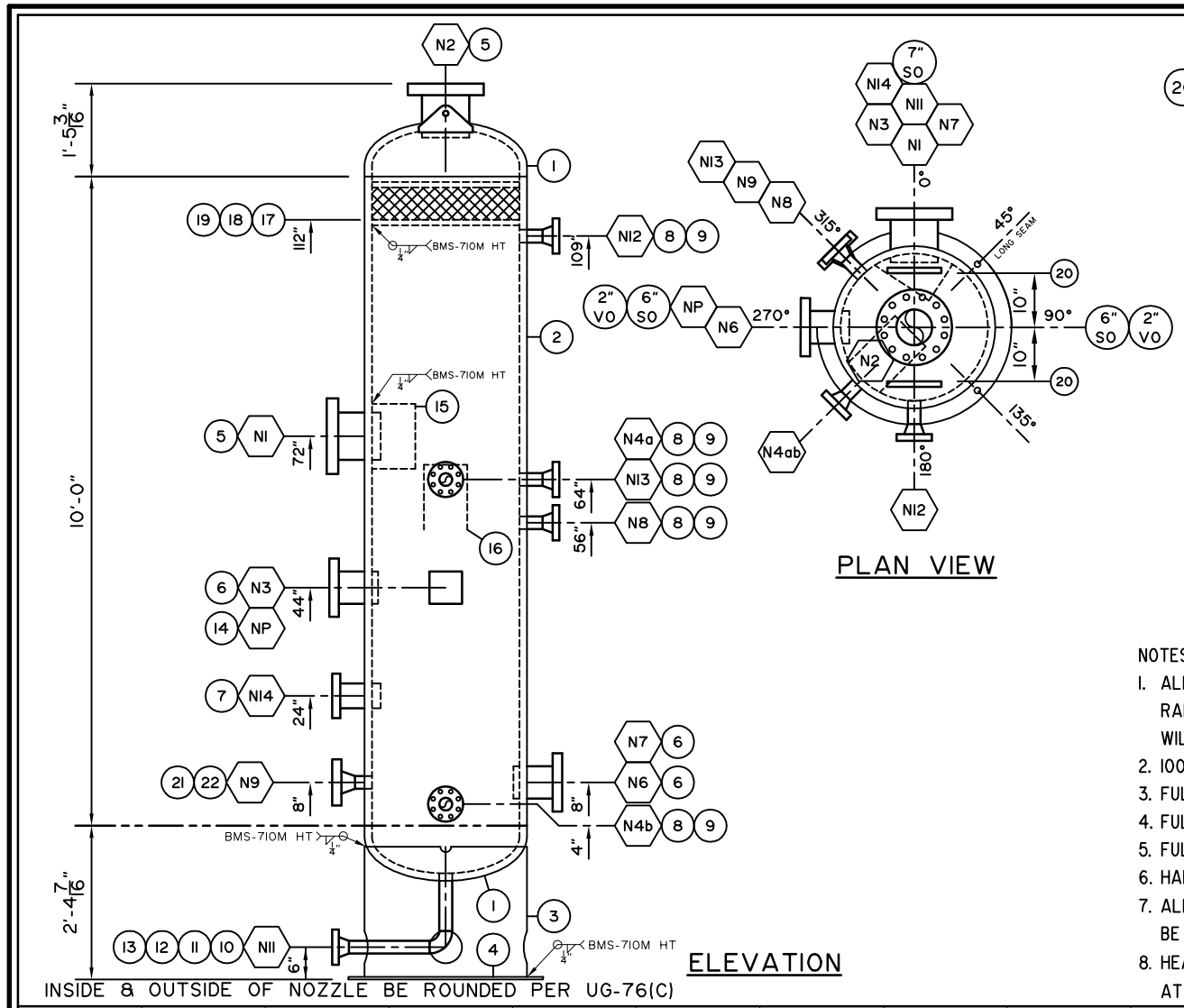

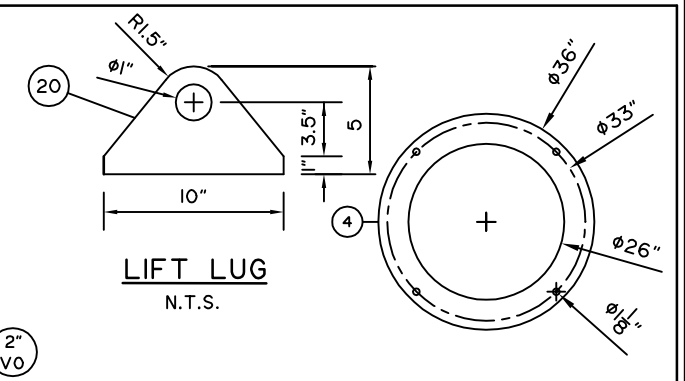

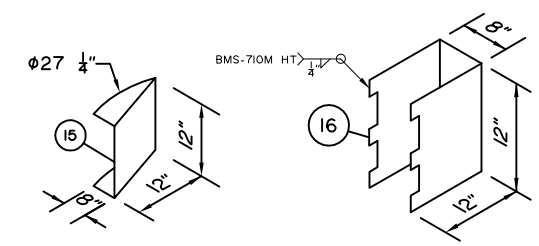

NOTES:

1. ALL NDE TO BE PERFORMED AFTER PWHT, ALTHOUGH RANDOM SAMPLING MAY BE USED PRIOR TO PWHT BUT WILL NOT BE CONSIDERED AS FINAL INTERPRETATION.
2. 100% RT OF ALL CAT 'C' WELDS.
3. FULL UT OF AT LEAST 2 CAT 'D' WELDS = NPS 4.
4. FULL MT OF AT LEAST 2 CAT 'D' WELDS = NPS 4.
5. FULL MT ON LIFT LUGS.
6. HARDNESS TESTING TO BE DONE AFTER PWHT.
7. ALL MATERIAL SUBJECT TO SOUR SERVICE SHALL BE IN COMPLIANCE WITH NEXEN SPEC. 120-01.
8. HEADS & SHELL MATERIAL & PRODUCTION TO BE IMPACT TESTED AT -50 15-12FT\LBS

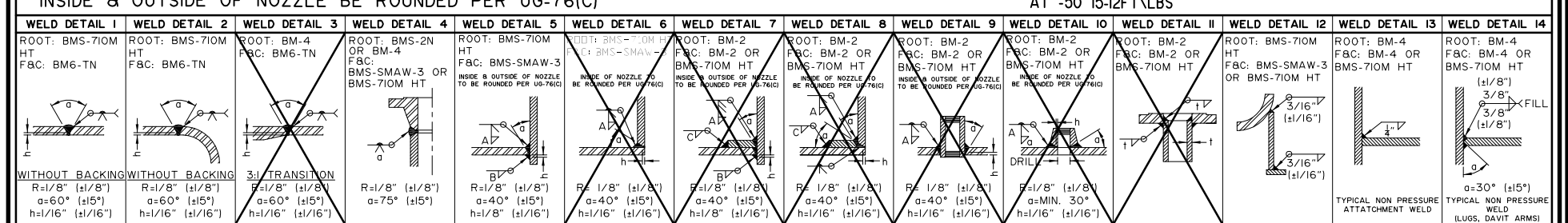

NOZ NO.	NO. REQ'D	SIZE REQ'D	RATING	TYPE OF SERVICE	OD OF NOZ NECK	PROJECTION OUTSIDE	PROJECTION INSIDE	REIF PAD OD x THK	WELD DETAIL	FILLET WELD SIZE A	FILLET WELD SIZE B	FILLET WELD SIZE C	BILL OF MAT'L ITEM No.	REMARKS
N1	1	6"	600	INLET	8.75"	7	3/4	·	5	3/8	5/8	·	5	·
N2	1	6"	600	OUTLET	8.75"	7	3/4	·	5	3/8	5/8	·	5	INSPECTION
N3	1	4"	600	SPARE	6.00"	6 1/2	3/4	·	5	3/8	5/8	·	6	·
N4ab	2	2"	600	LIT/LG	2.375"	6	0		4,5	3/8	·	·	8,9	·
·	·	·	·	·	·	·	·	·	·	·	·	·	·	·
N6	1	4"	600	INSPECTION	6.00"	6 1/2	3/4	·	5	3/8	5/8	·	6	INSPECTION
N7	1	4"	600	LIQUID OUT	6.00"	6 1/2	3/4	·	5	3/8	5/8	·	6	·
N8	1	2"	600	PIT	2.375"	6	0	·	4,5	3/8	·	·	8,9	·
N9	1	2"	1500	TI	2.375"	6	0	·	4,5	3/8	·	·	21,22	·
·	·	·	·	·	·	·	·	·	·	·	·	·	·	·
N11	1	2"	600	DRAIN	2.375"	6	FLUSH	·	4,5	3/8	·	·	10,11,12,13	·
N12	1	2"	600	SPARE	2.375"	6	0	·	4,5	3/8	·	·	8,9	·
N13	1	2"	600	PSV	2.375"	6	0	·	5	3/8	5/8	·	8,9	·
N14	1	3"	600	SPARE	4.62"	6	7/8	·	5	3/8	5/8	·	7	·

BILL OF MATERIAL

ITEM	QTY.	DESCRIPTION
1	2	S.E. HEAD, 30"OD X 1.375" NOM (1.3125" MIN), SA516-70N (HOT FORMED)
2	1	SHELL, 30"OD X 1.375" NOM. X 10'-0" LONG, SA516-70N
3	1	SKIRT - ROLLED PLATE, 30"OD X 0.375" X 24 1/16" LONG, SA516-70N
4	1	BASE RING, 36"OD X 26"ID X 1/2", A36/44W
5	2	RFLWN, 6" 600 ANSI X 10" OAL, SA350LF2 CL1
6	3	RFLWN, 4" 600 ANSI X 9" OAL, SA350LF2 CL1
7	1	RFLWN, 3" 600 ANSI X 9" OAL, SA350LF2 CL1
8	5	RFWN, 2" 600 ANSI SCH. 160, SA350LF2 CL1
9	5	PIPE, 2" SCH. 160 (0.344") X 4 5/16" LONG, SA333GR6
10	1	RFWN, 2" 600 ANSI SCH. XXH, SA350LF2 CL1
11	1	WELD 90 LR, 2" SCH. XXH, SA420WPL6
12	1	PIPE, 2" SCH. XXH (0.436") X 14 7/8" LONG, SA333GR6
13	1	PIPE, 2" SCH. XXH (0.436") X 10 5/8" LONG, SA333GR6
14	1	TAG PLATE HOLDER, SA36 & VESSEL ID PLATE, ALUM
15	1	INLET DIVERTER, 12" X 12", 1/4", SA36 (SEE DETAIL)
16	1	FLOAT HOOD, 8" X 12" X 12", 1/4", SA36 (SEE DETAIL)
17	1	DEM, 30"OD X 6"TK, 1 PC NO GRD, 9LB 316LSS
18	30'	FLAT, 1/4" X 1", A36/44W
19	6'	FLAT EXP. METAL, 3/4" X 9LB, CS
20	2	LIFT LUG - PLATE, 1/2", SA516-70N (SEE DETAIL)
21	1	RFWN, 2" 1500 ANSI SCH. 160, SA350LF2 CL1
22	1	PIPE, 2" SCH. 160 (0.344") X 3 1/4" LONG, SA333GR6

REV. No.	DATE MM	DATE DD	DATE YY	DESCRIPTION	CALC NO.	BY	CHK'D	SIGN'D
·	·	·	·	·		·	·	·
·	·	·	·	·		·	·	·
A	10	20	14	ISSUED FOR APPROVAL	·	BJ	BJ	·

ASME 2013 ED. CODE SECT. VIII DIV. 1

BMS AQP (S) 1009 REGISTERED WELD PROCEDURE 505.2

FOR VESSEL TOLERANCES, SEE WELDER HANDBOOK

VESSEL TYPE: VERTICAL

M.A.W.P.: 1335 PSIG (9205 kPag) AT +230°F (+110°C)

M.D.M.T.: -50°F (-46°C) AT 1335 PSIG (9205 kPag)

NOZZLE IMPACT TESTING EXEMPT PER UCS66(a)(b)-SEE NOTES

P.W.H.T.: 1150°F FOR 90 MIN.

RADIOGRAPHY: RT-1 CIRC.: FULL LONG: FULL

JOINT EFFICIENCY: HEADS: 1.00 SHELL: 1.00

CORROSION ALLOWANCE: 1/8"

HYDROSTATIC TEST: 1736 PSIG (11970 kPag)

VOLUME: 46.96 ft^3 (1.33 m^3)

WEIGHT (DRY): 6000 lb. (2728 kg)

CLIENT

CNOOC nexen A CNOOC LIMITED COMPANY

BROMLEY MECHANICAL SERVICES
925-23rd Street S.W. Medicine Hat
Alberta, Canada, T1A 8R1 (403) 526-3142

PROJECT
DILLY CREEK WELLSITE
SEPARATOR PACKAGE (Z-250)
LSD: d-37-H/94-0-8

TITLE 30"OD X 10'-0" X 1335 PSI VESSEL

CRN.: W 0487.21	Wo No.: 35024	SERIAL No.: 433003
DRAWN BY: BJ SYLYSKI	REV. No.: A	DATE: MM/DD/YY 10/20/14
DATE: MM/DD/YY 10/20/14	SCALE: 3/8"=1'	CAD No.: 35024-VESSEL