DESIGN DATA

DESIGN CODE	API 650, 13TH EDITION (MODIFIED)			ADDITIONAL CODES	APPENDIX(ICS) E , F , J		
DESIGN PRESSURE	16oz/sq in.			DESIGN VACUUM	0.4 oz / sq in.		
RADIOGRAPHY	NONE			JOINT EFFICIENCY	NONE	CORROSION ALLOWANCE	NONE
IMPACT TESTING	NONE	MAX. DESIGN TEMP.	120° F	AIR TEST PRESSURE	32- 48 oz	CAPACITY	1000BBL (160Cu M)
MINIMUM DESIGN METAL TEMPERATURE	8.6° F			SERVICE	SOUR	OVERALL WIDTH	15'-3"
OVERALL HEIGHT	35'-0" TOL =/- 6" (10668)			WEIGHT	DRY: 18,500 LBS		

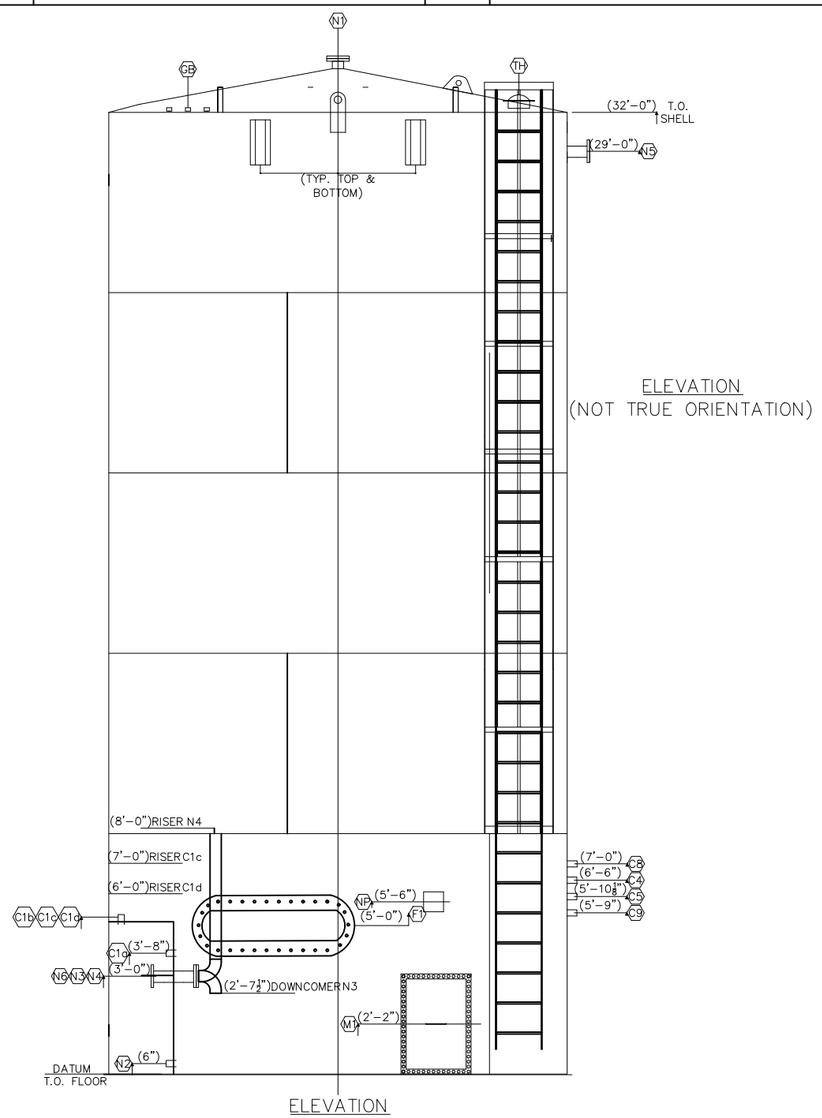

ATTACHMENT ORIENTATION SCHEDULE

NO.	SIZE	DESCRIPTION	LOC.	ELEV.
M1	STD.	24" X 48" RECTANGULAR MANWAY	340°	2' - 2"
N1	8"	150# RFSO FLANGE (VENT w/ BLIND)	0°	ROOF
N2	4"	#3000 FULL COLLAR (DRAIN)	9°	6"
N3	3"	150# RFSO FLANGE (WATER OUTLET w/ DOWNCOMER TO 2'-7 ½")	9°	3'-0"
N4	4"	150# RFSO FLANGE (OIL UNLOADING w/ RISER TO 8'-0")	9°	3'-0"
N5	3"	150# RFSO FLANGE (HLSD)	70°	29'-0"
N6	3"	150# RFSO FLANGE (FUTURE SKIM)	255°	3'-0"
TH	8"	8" API FLANGE (THIEF HATCH)	62°	ROOF
GB	STD	3 x 1 ½" 3000# LIQUID LEVEL GAUGE	45°	ROOF
NP		STD API NAME PLATE	340°	5' - 6"
FT		FT2-12 HEAT THROAT	147.5°	5' - 0"
LADDER		CAGED LADDER w/ INTERMEDIATE PLATFORM	55°	
GL		GROUNDING LUG	325°	3' - 0"
EV		ENVIROVAULT	9°	
C1a	1"	#3000 FULL COLLAR SAMPLE (SIDE OF VAULT @ 3'-8", NO RISER)	9°	ENVIROVAULT
C1b	1"	#3000 FULL COLLAR SAMPLE (TOP OF VAULT, NO RISER)	9°	ENVIROVAULT
C1c	1"	#3000 FULL COLLAR SAMPLE (TOP OF VAULT, RISER TO 7'-0")	9°	ENVIROVAULT
C1d	1"	#3000 FULL COLLAR SAMPLE (TOP OF VAULT, RISER TO 6'-0")	9°	ENVIROVAULT
C4	¾"	#3000 FULL COLLAR (TI)	20°	6' - 6"
C5	1"	#3000 FULL COLLAR (TC)	112.5°	5' - 10⅛"
C8	2"	#3000 FULL COLLAR (LLSD)	117.5°	7' - 0"
C9	3"	#3000 FULL COLLAR (OIL INLET)	99°	5' - 9"

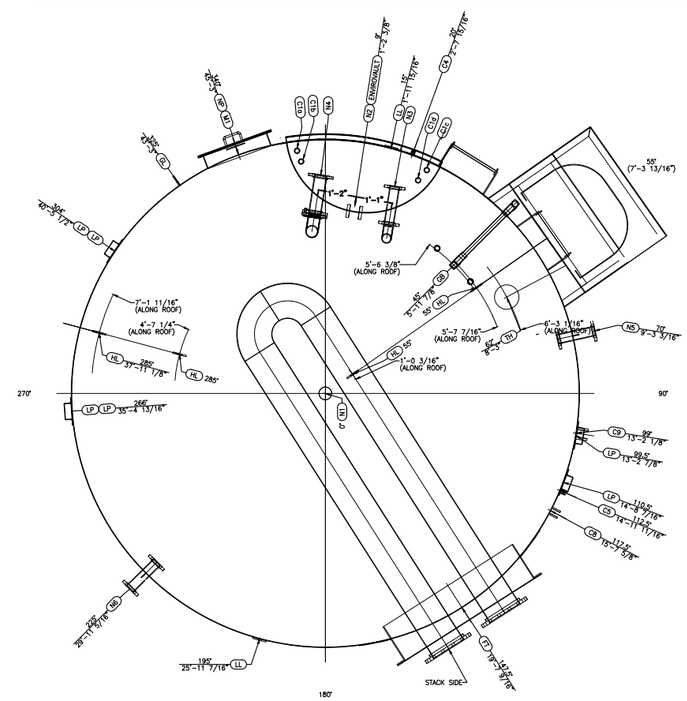

BILL OF MATERIAL

NO.	QTY.	DESCRIPTION	MATERIAL
1	1	FLOOR PLATE (¼" THK. x 15' - 7 ½" DIA.)	A36
2	1	ROOF PLATE (3⁄16" THK. x 15' - 7 ½" FLAT DIA.)	A36
3	4	SHELL PLATE (3⁄16" THK. x (8' - 0" x 47' - 11" LG.) , (6' - 0" x 47' - 11" LG.)	A36
4	6	STD. RT-FAB. HAULING PADS	A36
5	4	STD. RT - FAB LIFTING LUG	A36
6	1	STD. RT-FAB LADDER (/w CAGE)	A36
7	1	STD. RT - FAB NAME PLATE c/w BRACKET	A36
8	1	STD. RT-FAB MANWAY (24" x 48")	A106
9	5	1" 3000# FULL COLLAR	316SS
10	1	3/4" 3000# FULL COLLAR	A105
11	1	3" 3000# HALF COLLAR	A36
12	1	2" 3000# FULL COLLAR	316SS
13	1	8" HAWKEYE MARSHAWK THIEF HATCH SET @ 16oz PRESS, 0.4 oz VAC	A105
14	1	HAWKEYE MODEL 750 SERVICE GAUGE BOARD HEAD (SOUR)	316SS
15	2	4" 150# RFWN FLANGE	A105
16	1	4" SCH. 40 - 90° ELBOW	A234
17	3	1 ½" 3000# FULL COLLAR	316SS
18	1	4" 3000# HALF COLLAR	A105
19	1	8" 150# RFSO FLANGE	A105
20	1	¾" 3000# collar	316SS
21	1	FIRE TUBE THROAT w/ BLIND	A106
22	1	FIRE TUBE SUPPORT	A36
23	2	3" 150# RFWN FLANGE	A105
24	1	3" SCH. 40 - 90° ELBOW	A234
25	1	8" API FLANGE	A105

INTERIOR & EXTERIOR COATING SPECS.

INTERIOR PREP: SSPC-SP5 (WHITE METAL BLAST)

INTERIOR COATING: 12-15 MILS ENVIROLINE 375

EXTERIOR PREP: SSPC-SP6

EXRTERIOR COATING: 1 ½" POLYURETHANE FOAM INSULATION

SALES TANK

DRAWN BY: RUGGED TANKS & FABRICATING

PROJECT: *INCLUSIVE ENERGY*
1000BBL TANK (15' - 3"Ø x 32' - 0" HT.)

TITLE:

RT# 3480 Ser.# 060123
GENERAL LAYOUT

DATE APP'D CLIENT:	CLIENT REF. NO.	FINAL APROVAL CLIENT SIGNATURE		
DATE APP'D FAB:	FAB. W.O. NO:	FINAL APPROVAL FAB. SIGNATURE		
DATE DRAWN: MM/DD/YY 10/02/23	SCALE: NOT TO SCALE	SHEET NO. 1 OF 1	FILE NO:	REV NO. 1

WELD DETAIL

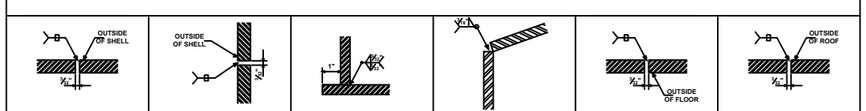

SHELL JOINT - VERTICAL	SHELL JOINT - HORRIZONTAL	SHELL TO FLOOR	SHELL TO ROOF	FLOOR JOINT	ROOF JOINT
DETAIL 1	DETAIL 2	DETAIL 3	DETAIL4	DETAIL 5	DETAIL 6

NOTES:

1. BUILT IN ACCORDANCE TO API-650 (MODIFIED) CONSTRUCTION STANDARDS
2. ALL FLANGE RATINGS TO BE ASME B16.5a -1998
3. ALL TAILED DIMENSIONS ARE TAKEN FROM THE BOTTOM OF THE TANK
4. ALL MEASUREMENTS ARE TAKEN FROM C/L OF ATTACHMENTS.

REV No.	DATE MM/DD/YY	DESCRIPTION	DRAWN BY	APRVD BY
1	10/17/23	ADD N5, N6	KP	