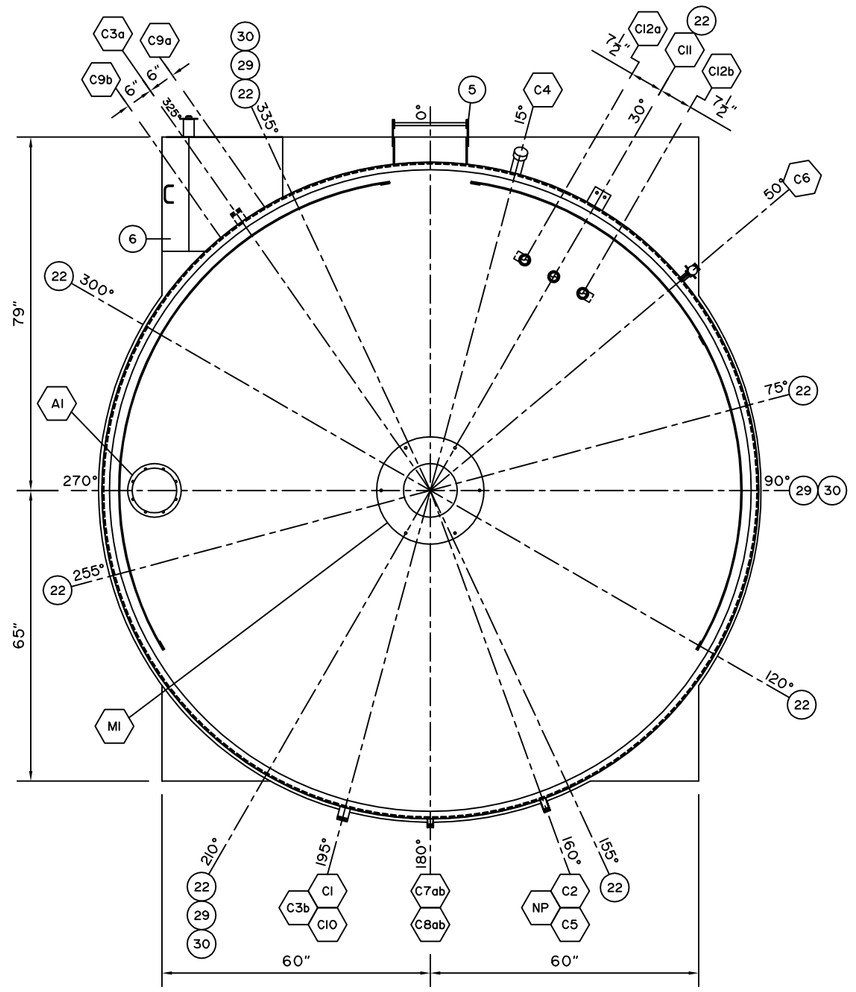

PLAN

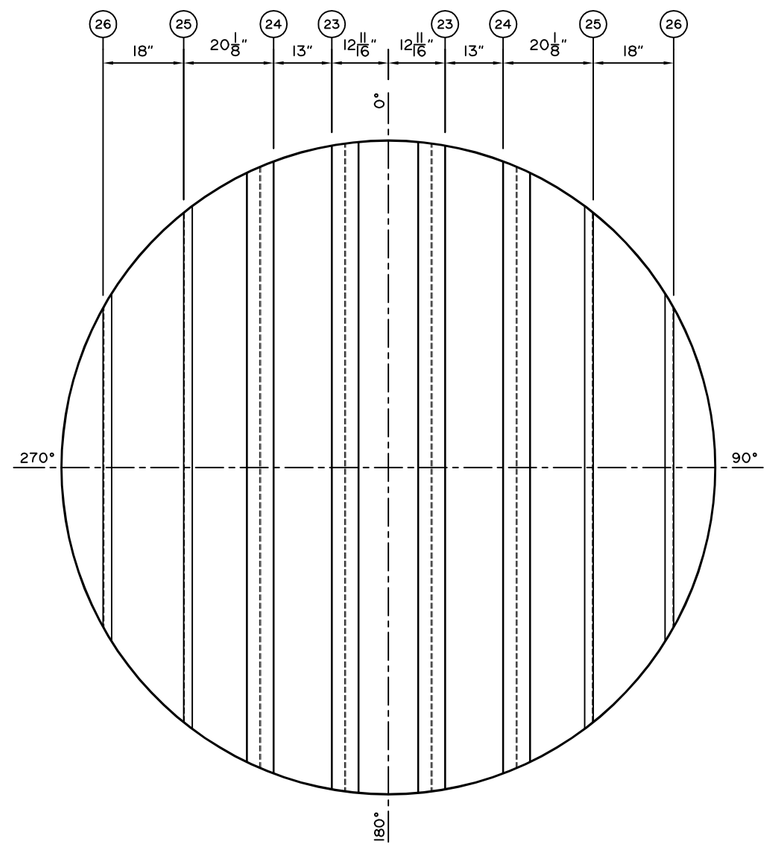

CHANNEL LAYOUT

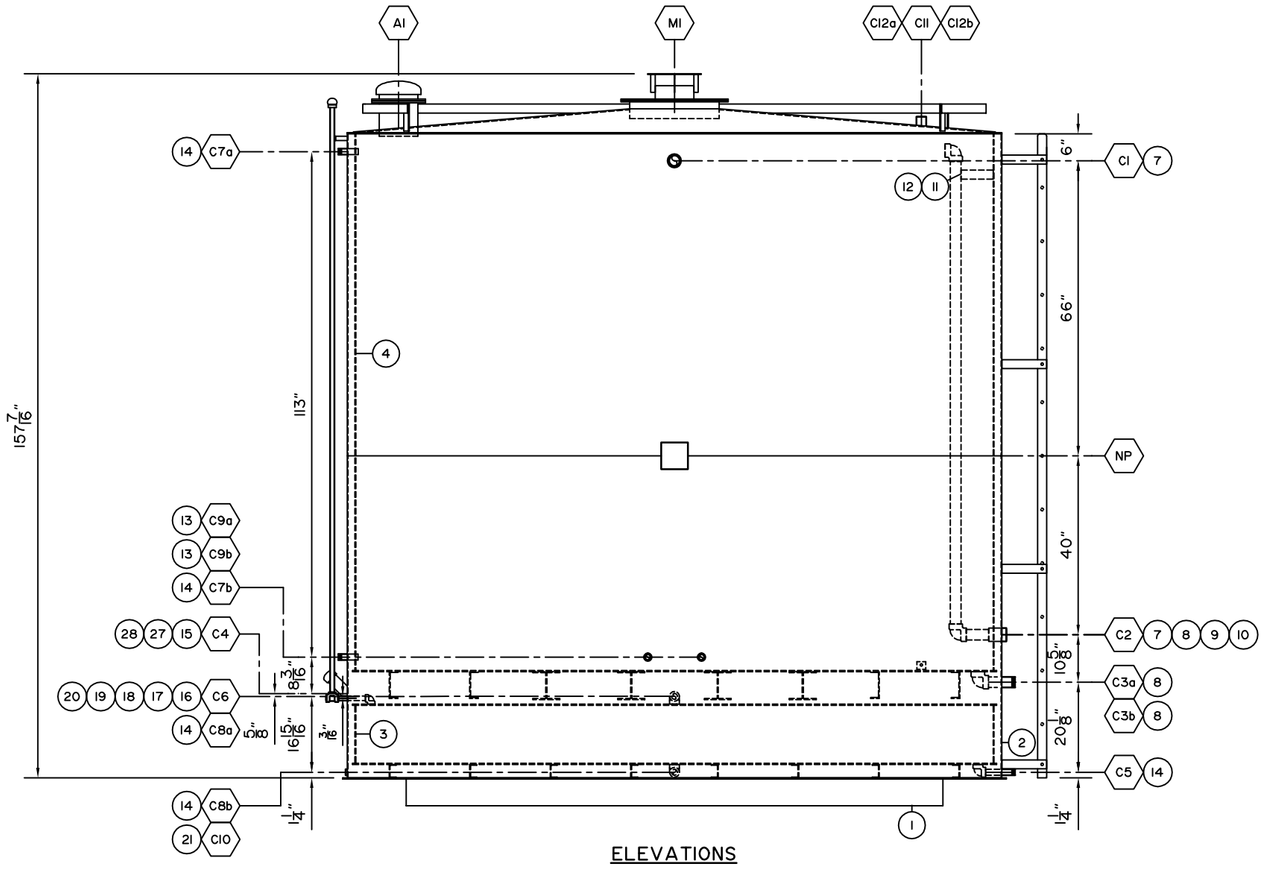

ELEVATIONS

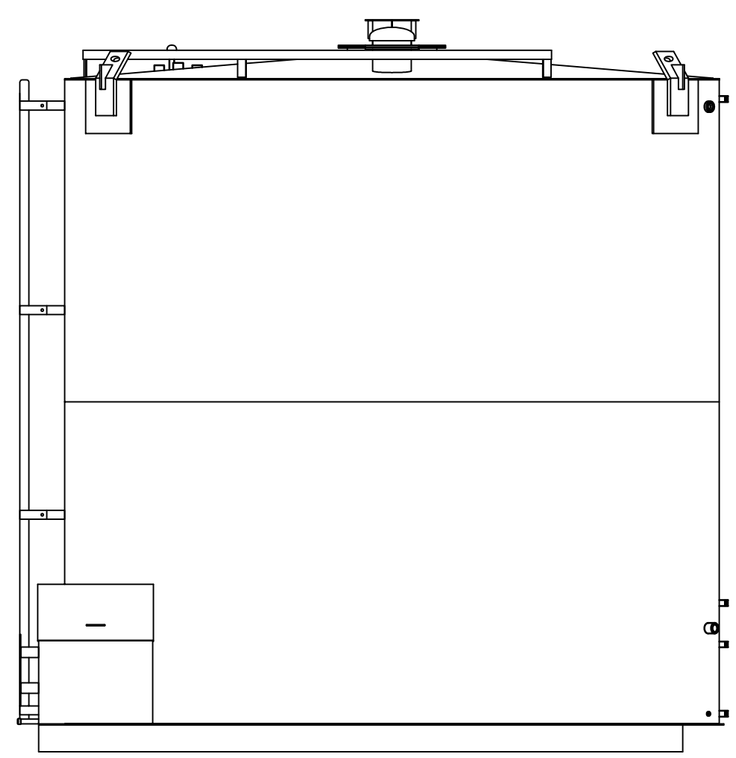

RIGHT SIDE VIEW

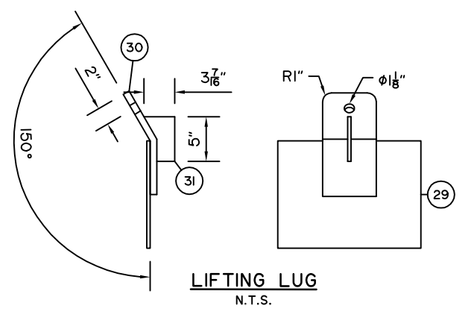

LIFTING LUG
N.T.S.

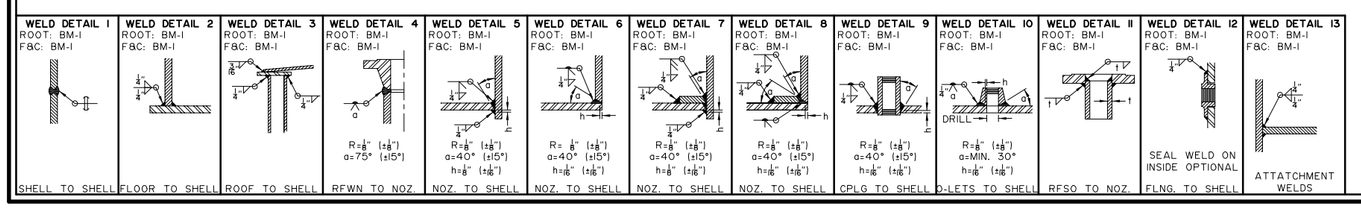

ATTATCHMENT SCHEDULE

NO.	SIZE	DESCRIPTION	EXT. PROJ.
A1	8"	THIEF HATCH	6"
M1	20"	MANWAY	1 13/16"
C1	2"	HLSD	·
C2	2"	WATER INLET	·
C3ab	2"	WATER OUTLET	3"
C4	2"	METHANOL INLET	8"
C5	1"	METHANOL OUTLET	3"
C6	3/4"	VENT	2 1/2"
C7ab	1"	LEVEL GAUGE	2"
C8ab	1"	LEVEL GAUGE	2"
C9ab	1"	FUTURE COIL (FUTURE OPTIONAL HEATER COIL)	·
C10	1/2"	DRAIN	·
C11	1 1/2"	GAUGE BOARD	·
C12ab	1 1/2"	GAUGE BOARD	·

BILL OF MATERIAL

ITEM	QTY.	DESCRIPTION
1	1	TANK BASE - SEE DRAWING FGD65447-2
2	1	MAIN TANK - SEE DRAWING FGD65447-3
3	1	METHANOL TANK - SEE DRAWING FGD65447-4
4	1	PRODUCED WATER TANK - SEE DRAWING FGD65447-5
5	1	LADDER - SEE DRAWING FGD65447-6
6	1	SPILL BOX - SEE DRAWING FGD65447-7
7	2	FULL CPLG, 2" 3000 PSI, SA105N
8	3	PIPE, 2" SCH. 80 (0.218") X 6" LONG, SA106B (TBE)
9	2	FS 90 ELL, 2" 2000 PSI, SA105N
10	1	PIPE, 2" SCH. 80 (0.218") X 105" LONG, SA106B (TBE)
11	1	RISER SUPPORT - FLAT, 1/4" X 2", A36/44W
12	1	TP 137 CS U-BOLT, 2" X 3/8" W 4 NUTS
13	2	FULL CPLG, 1" 3000 PSI, SA105N
14	5	PIPE, 1" SCH. 80 (0.179") X 6" LONG, SA106B (TBE)
15	1	PIPE, 2" SCH. 80 (0.218") X 4 3/8" LONG, SA106B (TOE)
16	1	PIPE, 3/4" SCH. 80 (0.154") X 6" LONG, SA106B (TBE)
17	1	FS TEE, 3/4" 2000 PSI, SA105N
18	1	PIPE, 3/4" SCH. 80 (0.154") X 129" LONG, SA106B (TBE)
19	1	3/4"FNPT BREATHER CAP
20	1	TP 137 CS U-BOLT, 3/4" X 3/8" W 4 NUTS
21	1	TANK FLANGE, 1/2" FNPT
22	8	TANK SPACER - FLAT, 1/4" X 1" X 24" LONG, A36/44W
23	2	W6 X 20 LB/FT X 145 3/8" LONG, 350W/50W
24	2	W6 X 20 LB/FT X 136 11/16" LONG, 350W/50W
25	2	STD CHANNEL, C6 X 8.2 LB/FT X 116 1/2" LONG, A36/44W
26	2	STD CHANNEL, C6 X 8.2 LB/FT X 77 1/2" LONG, A36/44W
27	1	PIPE, 2" SCH. 80 (0.218") X 8" LONG, SA106B (TOE) (BEVEL END CUT ON A 45° ANGLE)
28	1	FS PIPE CAP, 2" 3000 PSI, SA105N
29	3	ROLLED REPAD, 3/8"TK X 12" X 16" (ROLLED TO 146 3/8"ID), SA36
30	3	LIFTING LUG - FLAT, 3/4" X 8" X 16" LONG, SA36/44W (SEE DETAIL)
31	3	LIFTING LUG - 3/8" X 3 7/16" X 5" LONG, SA36/44W

NOTES:
BUILD IN ACCORDANCE WITH API-12F CODE
DOUBLE BUTT WELD CONSTRUCTION
DESIGN PRESSURE - 16 OZ.
TANK TEST PRESSURE - 24 OZ. (PNEUMATIC AIR & SOAP)
COMPLETE TANK WEIGHT APPROXIMATELY 17,500 LBS.

REV. No.	MM	DD	YY	DESCRIPTION	BY	CHK'D	SIGN'D
·	·	·	·	·	·	·	·
0	07	13	06	ISSUED FOR CONSTRUCTION	WJH	TM	·

INTERNAL & EXTERIOR COATING SPECS.

INTERIOR PREP: NIL
EXTERIOR PREP: MECHANICAL CLEAN
INTERIOR COATING: NIL
NIL
EXTERIOR COATING: SHOP PRIMER
.
NOTES: .
.

CLIENT
BMS
STOCK

BROMLEY MECHANICAL SERVICES INC.
925-23rd Street S.W. Medicine Hat
Alberta, Canada, T1A 8R1 (403) 526-3142

PROJECT
(6) - DOUBLE WALL
TANK, 200 BBL

TITLE
200 BBLTANK

Wo No.: 32426	SERIAL No.: 206-D200-10250 - 206-D200-10255	
DRAWN BY: W.J. HAN	REV. No.: 0	DATE: MM/DD/YY 07/13/06
DATE: MM/DD/YY 07/04/06	SCALE: 1/2"=1'	CAD No.: FGD65447