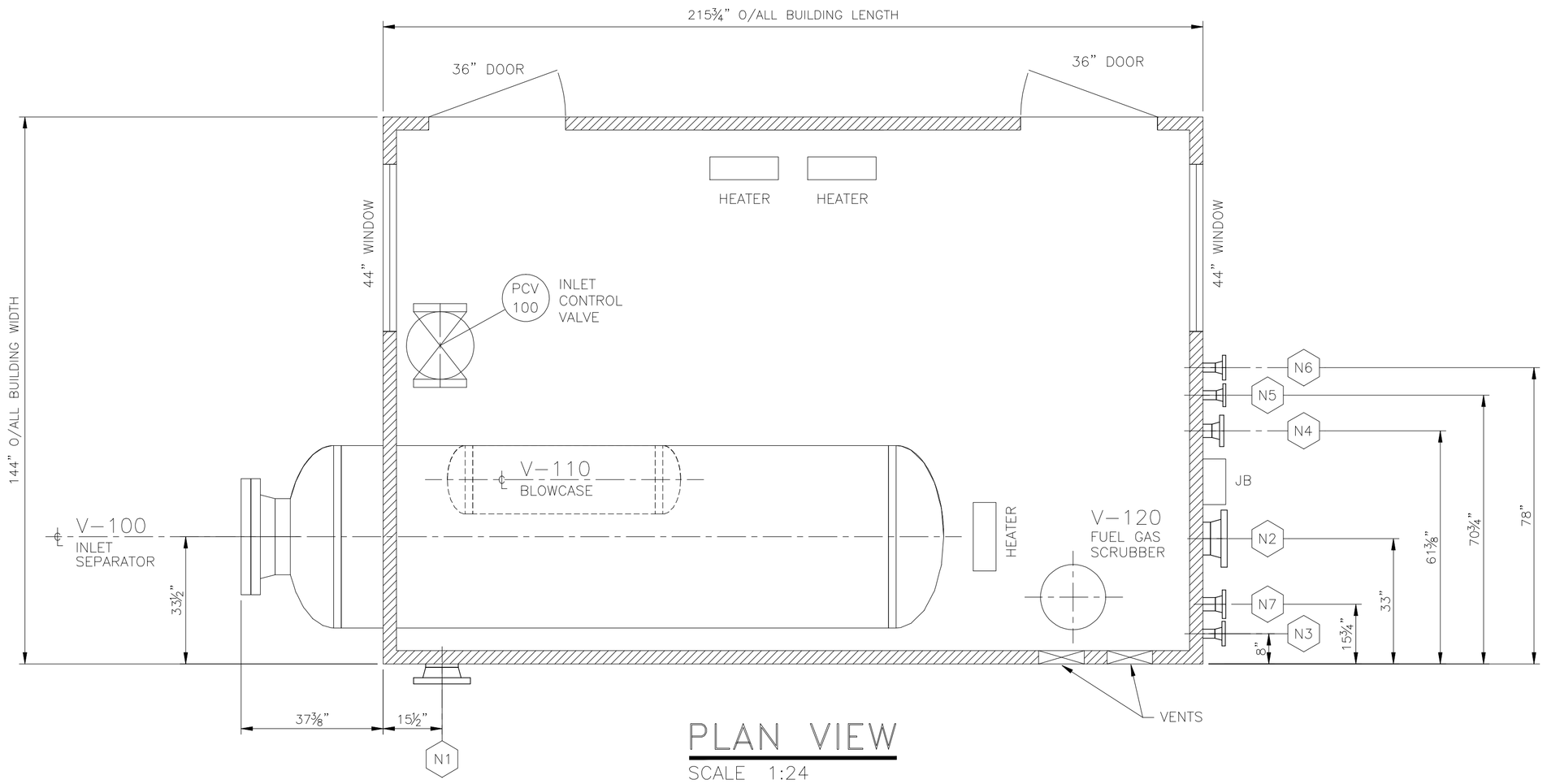

PLAN VIEW

SCALE 1:24

NOZZLE SCHEDULE

TAG	SIZE	RATING	SERVICE	PROJECTION	ELEVATION
N1	8"	300# RF	PROCESS INLET	5 1/4"	22 5/8"
N2	8"	300# RF	GAS OUTLET	6 3/8"	24"
N3	2"	300# RF	POWER GAS INLET	5 7/8"	24 1/2"
N4	3"	300# RF	WATER OUTLET	5 1/2"	34 1/8"
N5	2"	150# RF	DRAIN	6"	18 1/8"
N6	2"	300# RF	CONDENSATE OUTLET	6"	23 1/8"
N7	3"	150# RF	RELIEF OUTLET	6"	136 1/2"

ELEVATION FROM FLANGE CENTERLINE TO UNDERSIDE OF SKID

PROJECTION FROM SKID EDGE (O/S BLDG. WALL)

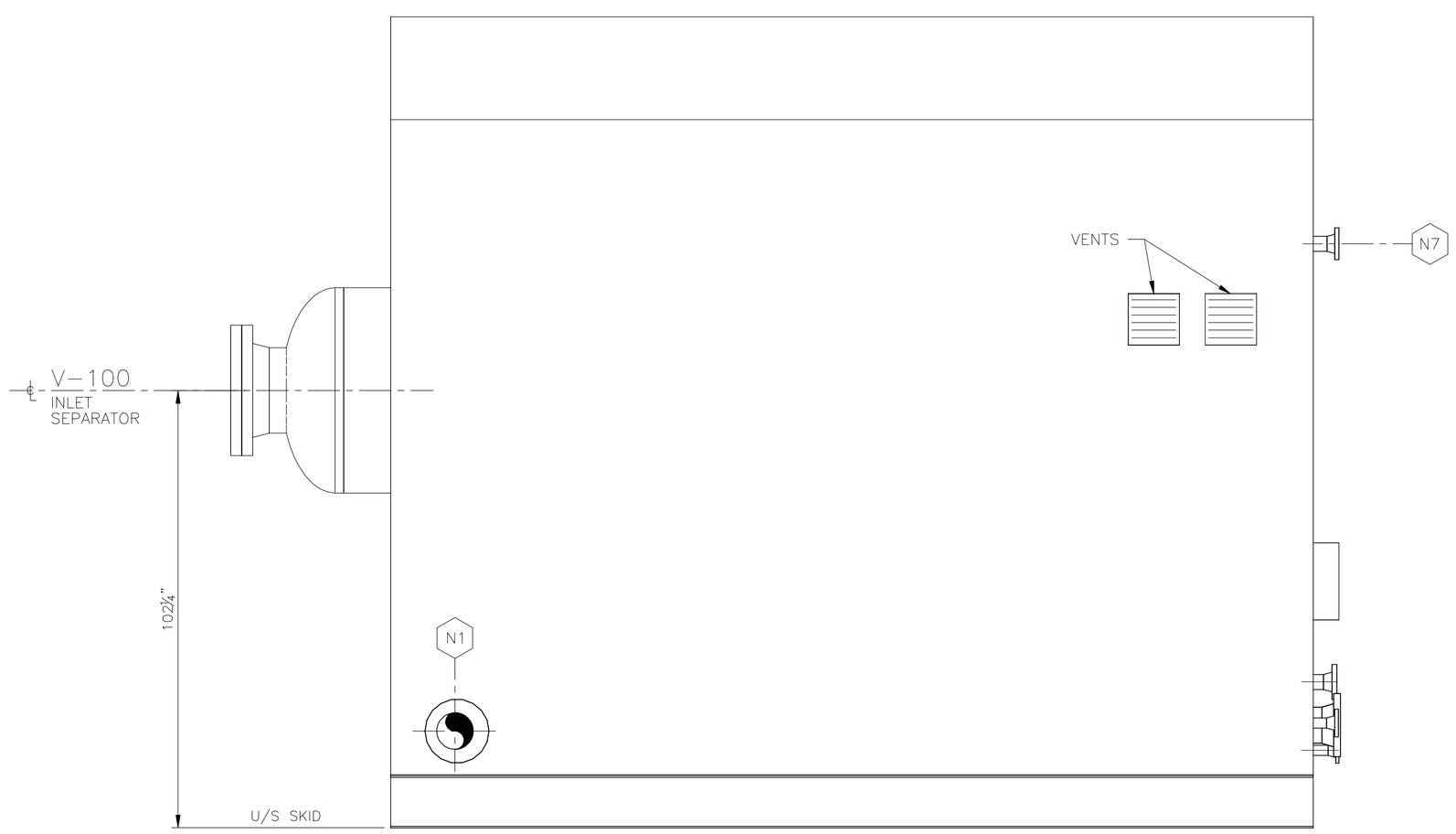

ELEVATION VIEW

SCALE 1:24

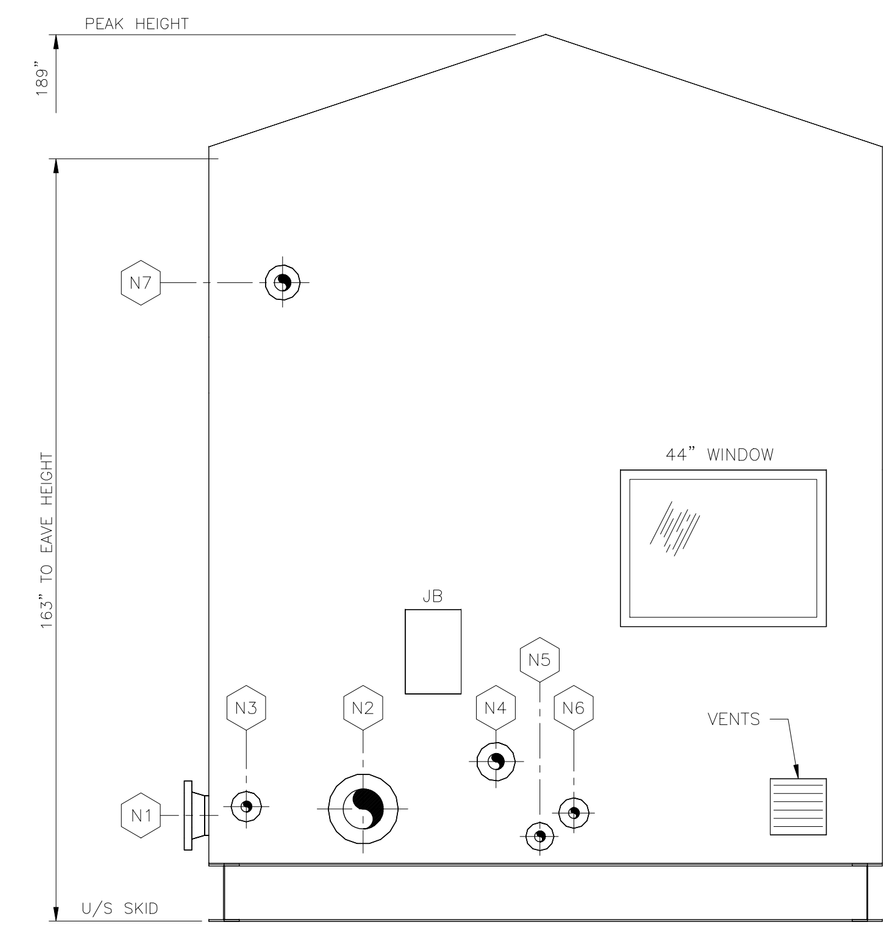

END VIEW

SCALE 1:24

NOTES:
1. NOZZLE DIMENSIONS ARE FOR REFERENCE ONLY (±1/2")

NO.	DATE	REVISIONS	DRAWN	CHECK	DESIGN	APPR.
A	04.01.2018	AS BUILT	NS	DR		
			DRAFTING		ENGINEERING	

NO.	TITLE
–	P & ID

REFERENCE DRAWINGS

PROFESSIONAL AND PERMIT STAMPS

MIDSTREAM EQUIPMENT

4' x 12' INLET SEPARATOR–BLOWCASE SKID PACKAGE
MIDSTREAM EQUIPMENT LTD.
PIPING GENERAL ARRANGEMENT

CLIENT FILE NO.	SCALE	DRAWING NUMBER	REV.
–	1 : 24	GA–XXXXX	A
CLIENT DWG NUMBER: –			

PSV-100
MAKE: ANDERSON GREENWOOD
MODEL: JOS E 35J H ORIFICE
SET: 400 PSIG
2"-300# RF x 3"-150# RF

V-100
INLET SEPARATOR
MANUFACTURER: NUSCO 2004
4'-0" OD x 12'-0" S/S
MAWP: 400 PSIG @ -20/300'F
S/N: 007440-200
CRN: R5691.2 A# 5508330
RT1, 1/8" C.A.

V-110
BLOWCASE
MANUFACTURER: NUSCO 2004
18" OD x 4'-0" S/S
MAWP: 450 PSIG @ -20/300'F
CRN: R5695.2 A# 508331
RT1, 1/8" C.A.

F-100
FILTER
MAKE: FLODRI
MODEL: G60A3-1B
MAWP: 250 PSIG
FILTER CARTRIDGE: #C60-2

V-120
FUEL GAS SCRUBBER
MANUFACTURER: NUSCO 2004
8" OD x 30" S/S
MAWP: 250 PSIG @ -20/250'F
S/N: 007440-203
CRN: P6909.231 A#
1/16" C.A.

P-100
AIR DIAPHRAGM PUMP
MAKE: ARO
MODEL: 666100-322-C
35 GPM

F-200
FILTER
MAKE: FLO DRI
MODEL: G10A1-1/4B
MAWP: 150 PSIG
CARTRIDGE: C-10

PSV-110
MAKE: FARRIS
MODEL: 27DA13-120
SET @ 450 PSIG
1/2"MNPT x 1"FNPT

PSV-120
MAKE: ANDERSON GREENWOOD
MODEL: 951102M5
SET: 150 PSIG
1"MNPT x 1"FNPT

H-300/301/302
BUILDING HEATERS
MANUFACTURER: CATADYNE
MODEL:

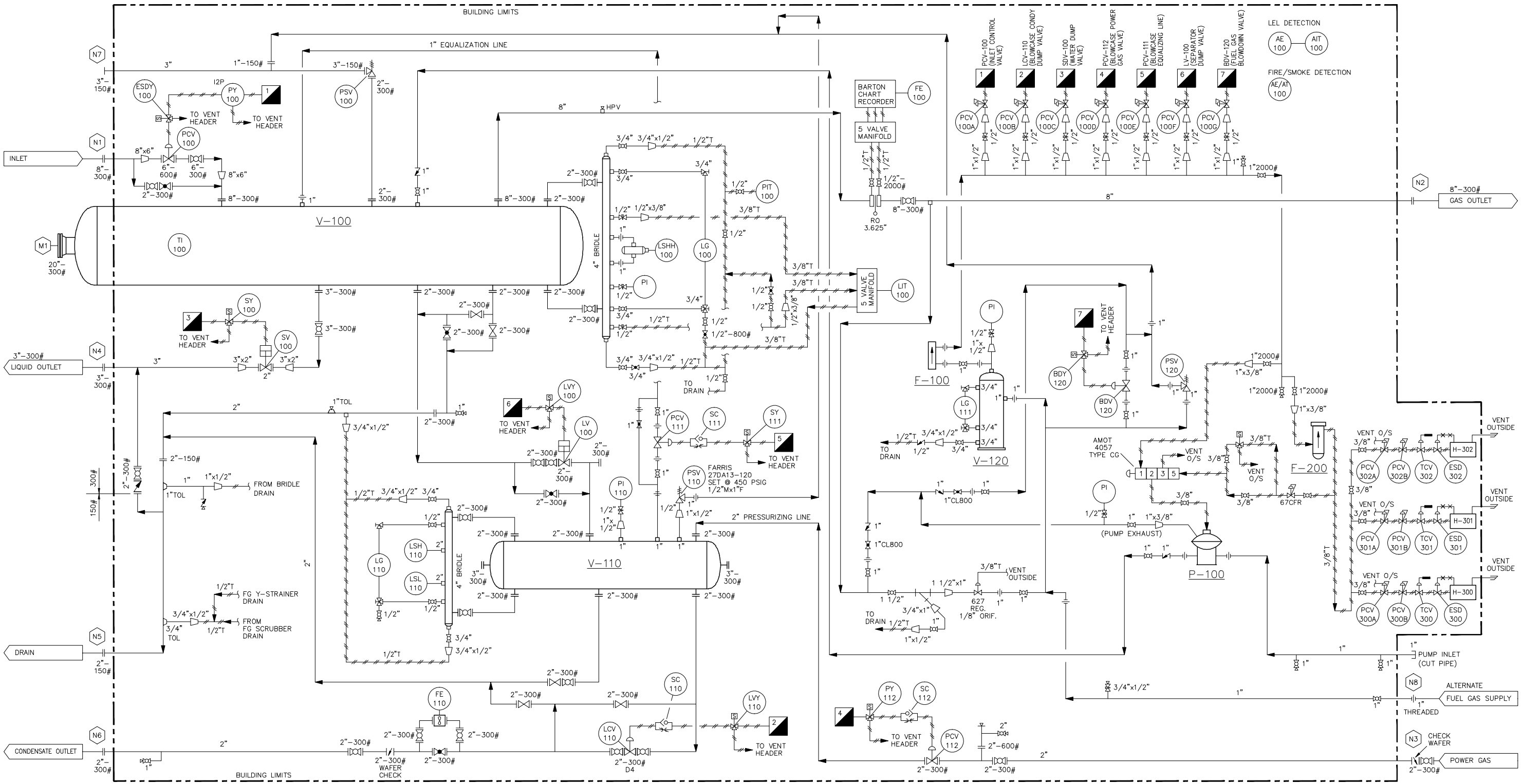

NO.	DATE	REVISIONS	DRAWN	CHECK	DESIGN	APPR.
A	04.01.2018	AS BUILT	NS	DR		
			DRAFTING		ENGINEERING	

NO.	TITLE
–	GA

REFERENCE DRAWINGS

PROFESSIONAL AND PERMIT STAMPS

MIDSTREAM EQUIPMENT

4' x 12' INLET SEPARATOR-BLOWCASE SKID PACKAGE
MIDSTREAM EQUIPMENT LTD.
PIPING & INSTRUMENTATION DIAGRAM

CLIENT FILE NO.	SCALE	DRAWING NUMBER	REV.
–	NTS	PID-XXXXX	A
CLIENT DWG NUMBER –			