



# Flexible Power Transfer Solutions for Commercial & Industrial Applications

**ASCO** Power  
Technologies™

ASCO SERIES 300  
Power Transfer Switches



[se.com](http://se.com)

Life Is 

**Schneider**  
Electric

# ASCO SERIES 300 Automatic Transfer Switches

Power outages impact small and large facilities alike. ASCO SERIES 300 Automatic Transfer Switches offer rugged design and reliable performance to small and mid-size commercial and industrial facilities in packaged solutions that are easy to select, procure, install, and operate.

Every SERIES 300 generator transfer switch is engineered with ASCO's reliability expertise in a package that makes backup power accessible for small and mid-size facilities. Leveraging knowledge derived from a century of critical power transfer experience, each SERIES 300 is backed by the same ASCO technical support and service that solves the most demanding critical power challenges facing facilities today.

## Product Details

 [Transfer Switch  
Overview](#)



ASCO's SERIES 300 lineup offers flexible backup power solutions for businesses of every size.

# SERIES 300 Automatic Transfer Switches


## Designed to Fit Anywhere

The ASCO SERIES 300 product line provides the most compact design of generator power transfer switches in the industry.

Available to mount on walls or floors, all models through 2000 amperes are designed to be completely front-accessible. This permits installation flush against walls while allowing installation of cabling and connections from the front of the switch. Cable entrance plates are standard on 1600 and 2000 amperes units; these allow use of optional side-mounted pull boxes for additional cable bending space.

- 30 through 3000 amperes in compact designs
- Up to 600 VAC, single or three phase
- Listed to UL 1008 - Standard for Safety - Transfer Switch Equipment
- True double-throw operation: The single solenoid design is inherently interlocked to prevent simultaneous connections of two power sources.
- Will not transfer to a dead source - single solenoid operator derives power from the destination source
- Easy-to-navigate 128x64 graphical LCD display with keypad provides LED indicators for switch position, source availability, not-in-auto mode, and alert conditions.
- Integrated, multilingual, user interface for configuration and monitoring
- Available Delayed Transition operation
- Optional Relay Expansion Module with extra relays for accessory outputs
- Soft keys for test function and time delay bypass
- Emergency source failure alert indication
- Optional Historical Event Log
- Displays statistical ATS monitoring information
- Built-in diagnostic functions
- Password protection to prevent unauthorized actions
- Adjustable delay feature prevents nuisance transfer due to momentary utility power outages and generator dips
- ASCO's patented Predictive Outage Detection feature senses voltage instability conditions or flickers and proactively starts the generator for protection of equipment and reduction of downtime
- Auxiliary contacts signal position of main contacts - two for normal and two for emergency position
- Standard solid neutral terminals
- Restriction of Hazardous Substances (RoHS) compliant controller
- Standard 2 year warranty. Optional 1, 2, and 3 year extensions

## Power Knowledge

 [Basic Automatic Transfer Switch Functions](#)



SERIES 300 Power Transfer Switch rated 200 amps

# SERIES 300 Automatic Switching Solutions


## Automatic and Non-Automatic Transfer Switching

ASCO Transfer Switches are available in both automatic and non-automatic types. Both are electrically operated. For automatic transfer switches, the controller initiates transfer between power sources. For non-automatic transfer switches, a user initiates transfer using local or remote controls.

SERIES 300 non-automatic transfer switches offer the following features:

- Models range from 30 through 3000 amperes, up to 600V
- Controller prevents inadvertent operation under low voltage conditions
- Source acceptability lights inform operator when sources are available to accept load
- Standard in-phase monitor for transferring motor loads between live sources

## Power Knowledge

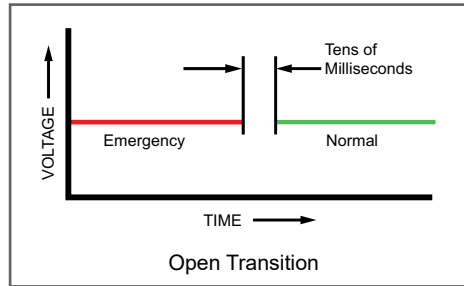
 [Non-Automatic and Manual Transfer Switches for Backup Power Applications](#)



## Open Transition Transfer Switching

ASCO Transfer Switches are available with a standard, 2-position, open transition models that reliably transfer loads in less than 50 milliseconds. Open transition switches are suitable for a wide range of applications.

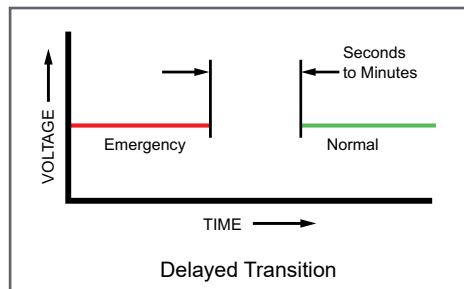
- 30 to 3000 amps
- Single-operator switching mechanism prevents simultaneous connection of both sources
- Available In-Phase Monitor can be activated for transferring motor loads



## Delayed Transition Transfer Switching

ASCO Delayed Transition Transfer Switches transfer loads between power sources using a timed load disconnect position with an adjustable delay.

- 150 through 3000 amps
- Reliable, field-proven, dual-solenoid operating mechanism
- Mechanical interlocks to prevent simultaneous connection of both power sources
- Adjustable delay for load disconnect - 0 to 5 minutes
- Non-automatic models available in manual operation configuration
- Automatic models available with load shed feature



## Power Knowledge

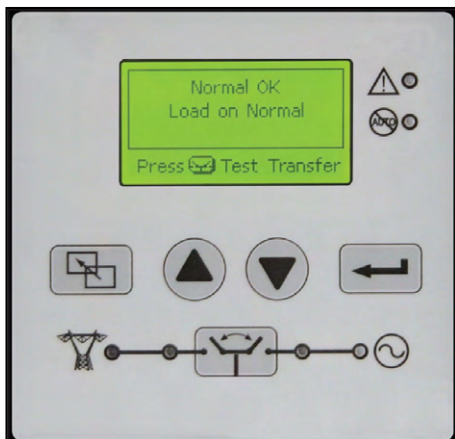
[Transition Mode Basics](#)

[Transferring Motor Loads between Power Sources](#)

[Transferring Loads with Zero Power Interruption](#)

# SERIES 300 Group G Controller

The SERIES 300 Group G Controller is reliable and field-proven. It provides all of the voltage, frequency, control, timing, and diagnostic functions required for most emergency and standby power applications.



- Touch pad programming
- Displays active timers
- On-board diagnostics
- Password protection
- Voltage and frequency sensing
- Status and control functions
- Patented Predictive Outage Detection feature


## Product Details

[Group G Controller](#)

# Transfer Switch Communications and Metering

Options to Customize Functionality and Increase Value

## Product Details

 [5300 SERIES Annunciators](#)


### Remote Annunciation

#### Monitor Power Equipment Status from Anywhere


Monitoring and control transfer switches from across the room, building, or from Internet.

5310 – LED annunciator – Single ATS

5350 – LED annunciator – up to 8 ATSS



## Product Details


 [5140 Connectivity Module](#)

### Communication

#### Turn Transfer Switches into Power Information Portals

5140 Connectivity Module – Makes status and power information from a single switch available to via ModBUS, SNMP, and web pages.

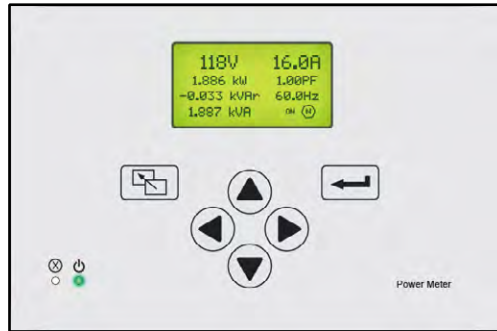





## Metering

### Transfer Switches are the Perfect Place to Monitor Power Flow, Power Conditions, and Power Events

5210 Power Meter – Provides deeper insight into circuit status and conditions.



## Product Details

 [5210 Power Meter](#)

# SERIES 300 Optional Accessories

Communications	
11BE	Feature Bundle. Programmable engine exerciser with seven independent routines run the generator with or without loads, on a daily, weekly, bi-weekly, or monthly basis. Controlled from the user interface keypad. <ul style="list-style-type: none"> <li>Event log display shows the event number, time and date, type and reason (if applicable).</li> <li>Stores up to 300 events</li> <li>RS485 Communication Port enabled common alarm output contact</li> <li>On three-phase systems, Accessory 11BE enables line-to-line voltage imbalance sensing and three-phase sensing capabilities for the Emergency power source as well as the Phase Rotation checking for both power sources.</li> </ul>
18RX	Relay Expansion Module provides accessory relays and includes one Form C contact for normal source availability (18G), and one Form C contact for emergency source availability (18B) (contact rating 5 amperes @ 30 VDC or @ 125 VAC resistive) (100 ma, 4 VDC min) Additional output relay is provided the default is to indicate a common alarm.
72EE	Connectivity module provides remote monitoring and control capabilities and includes accessory 11BE feature bundle
Environment and Power	
44A	Strip heater with thermostat for cold environment to prevent internal condensation and icing. External 120-volt AC power source required.
44G	Strip heater with thermostat, wired to load terminals on 208-240, 360-380, 460-480, 550-600 volt models. Contains wiring harnesses for all transfer switch sizes.
1UP	UPS back up power runs controller and LCD display for 30 seconds without AC power
Extension Harness	
37B	Six-foot extension harness for open type units to accommodate customer mounting of controls and switch
37C	Nine-foot extension harness for open type units to accommodate customer mounting of controls and switch
Indicators	
62W	Audible alarm with silencing feature to signal transfers to emergency. (For D-frame models, may require oversize enclosure depending on accessory combination).
Customer Control Circuits	
30A	Load-shed circuit initiated by opening of a customer-supplied contact (Open Transition model only)
30B	Load-shed circuit initiated by removal of customer-supplied control voltage (Open Transition model only)
30AA	Load-shed circuit initiated by opening of a customer-supplied contact (Delayed Transition model only)
30BA	Load-shed circuit initiated by removal of customer-supplied control voltage (Delayed Transition model only)
Surge Protection	
73	Surge suppressor rated 65 kA
Metering	
23GA, 23GB	Load Current Metering card measures either single or three-phase load current. Not available with Power Meter option 135L. Use 23GA for Single-Phase, 23GB for Three-Phase.
135L	Power Meter on load side (includes shorting block and current transformers). Not available with Load Current Metering options 23GA or 23GB.

## Field Conversion Kits

Kit No.	Description
935147	Advanced Function Bundle Retrofit Kit (11BE) - See above accessory 11BE description for details.
935148	REX Module with Source Availability Contacts (Acc. 18RX)
935149	UPS to allow controller to run for 30 seconds minimum without AC Power (Acc. 1UP)
935150	1/3 Phase load current sensing card only (Acc. 23GA/GB)
K613127-001	Strip Heater (125 watt) 120 volt (Acc. 44A)
K613127-002	Strip Heater (125 watt) 208-480 volt (Acc. 44G)
948551	Quad-Ethernet Module (Acc. 72EE)
K609027	Cable Pull Box (1600-2000 amperes)

# Withstand and Close-on Ratings

Withstand and Close-on Ratings for all 7000 SERIES Power Transfer Switches, including 0.5 second (30-cycle) designs.

Frame	Switch Rating (Amps)		Current Limiting Fuses				Specific Breaker			Time Based				Short Time Ratings <sup>3</sup> (sec)					
	Transfer Switches	Bypass Switches	480V Max.	600V Max.	Max Size, A	Class	240V Max.	480V Max.	600V Max.	Time (sec)	240V Max.	480V Max.	600V Max.	480V Max.			600V Max.		
			.13	.2	.3	.5	.1	.13	.3	.5									
D	30	-	100kA	-	300	J	22kA	25kA	10kA	0.025	10kA	10kA	10kA	-			-		
			200kA	35kA	200	J								-			-		
			35kA	35kA	200	RK1								-			-		
D	70, 100	-	35kA	35kA	200	RK1	150kA	85kA	25kA	0.025	10kA	10kA	10kA	-			-		
			200kA	35kA	200	J								-			-		
			200kA	35kA	200	J								-			-		
D	150	-	35kA	35kA	200	RK1	150kA	85kA	25kA	0.025	10kA	10kA	10kA	-			-		
			200kA	35kA	200	J								-			-		
D	200	-	200kA	35kA	200	J	200kA	85kA	14kA	0.025	10kA	10kA	10kA	-			-		
			35kA	35kA	200	RK1								-			-		
D	230	-	100kA	-	300	J	200kA	85kA	14kA	0.025	10kA	10kA	-	-			-		
E	260, 400	-	200kA	-	600	J	65kA	42kA	22kA	0.05	35kA	35kA	22kA	-			-		
J	150, 200, 230, 260	150, 200, 230, 260	200kA	200kA	600	J	200kA	200kA	100kA	0.05	65kA	42kA <sup>5</sup>	35kA	7.5kA	-	-	-	-	
					800	L													-
J	400	400	200kA	200kA	600	J	200kA	200kA	100kA	0.05	65kA	42kA <sup>5</sup>	35kA	7.5kA	-	-	-	-	
					800	L													-
J	600	600	200kA	200kA	800	L	200kA	200kA	100kA	0.05	65kA	42kA <sup>5</sup>	35kA	7.5kA <sup>9</sup>	-	-	-	-	
					600	J													-
H <sup>8</sup>	600	600	200kA	200kA	1600	L	65kA	150kA <sup>6</sup>	65kA	0.05	50kA	50kA	50kA	36kA	-	36kA	-	-	
P <sup>8</sup>	600	600	200kA	200kA	1600	L	65kA	150kA <sup>6</sup>	65kA	0.05	50kA	50kA	50kA	36kA	30kA	36kA	-	-	
P <sup>8</sup>	800	800 - 1200	200kA	200kA	1600	L	65kA	150kA <sup>6</sup>	65kA	0.05	50kA	50kA	50kA	36kA	30kA	36kA	-	-	
H	800 - 1200	800 - 1200	200kA	200kA	1600 <sup>4</sup>	L	65kA	150kA	65kA	0.05	50kA	50kA	50kA	36kA	-	36kA	-	-	
Q <sup>8</sup>	600-1600	600-1600	200kA	200kA	2000	L	65kA	65kA	65kA	0.05	65kA	65kA	65kA	50kA			50kA		
S <sup>8</sup>	800 - 1200	800 - 1200	200kA	200kA	2500	L	100kA	100kA	65kA	0.05	100kA	100kA	65kA	65kA			65kA		
G <sup>8</sup>	1000 - 1200	1000 - 1200	200kA	200kA	2000	L	85kA	85kA	85kA	0.05	85kA	85kA	85kA	-			-		
G	1600 - 2000 (Front Connected TS Only)	-	200kA	200kA	2500	L	85kA	85kA	85kA	0.05	85kA	85kA	85kA	42kA	36kA	-			
G <sup>8</sup>	1600 - 2000	1600 - 2000	200kA	200kA	3000	L	200kA	200kA	100kA	0.05	100kA	100kA	100kA	42kA	36kA	42kA	-	-	
S <sup>8</sup>	1600 - 2000	1600 - 2000	200kA	200kA	2500	L	100kA	100kA	85kA	0.05	100kA	100kA	85kA	85kA	65kA	85kA	65kA	85kA	65kA
G	2600 - 3000	2600 - 3000	200kA	200kA	4000	L	125kA <sup>6</sup>	125kA <sup>6</sup>	100kA	0.05	100kA	100kA	100kA	42kA	36kA	42kA	-	-	
G <sup>8</sup>	3200	-	200kA	-	4000	L	100kA	100kA	-	0.05	100kA	100kA	-	-			-		
G	4000	4000	200kA	200kA	5000	L	100kA	100kA	100kA	0.05	100kA	100kA	100kA	85kA	65kA	65kA			
U <sup>8</sup>	2600 - 4000	2600 - 4000	200kA	200kA	5000	L	125kA	125kA	125kA	0.05	125kA	125kA	125kA	100kA			100kA		

**Notes:**

- All WCR values indicated are tested in accordance with the requirements of UL 1008, 7th Edition. See ASCO Pub. 1128 for more WCR information
- Application requirements may permit higher WCR for certain switch sizes.
- Short Time ratings are provided for applications involving circuit breakers that utilize trip delay settings for system selective coordination
- Max fuse rating is 1200A on front connected H frame switches
- Switches utilizing overlapping neutral (code "C") have 35kA, 0.050 Sec time based rating at 480V Max
- Rating shown is for Bypass switches only, Transfer Switch rating is 100kA for the G frame and 65kA max for the H and P frames. See ASCO Pub. 1128.
- See ASCO for Service Entrance Switch ratings
- These frames are only available on the 7000 Series product
- Short Time Rating applies to 600A Bypass switch only, the 600A Transfer Switch does not have a Short Time Rating

All units are RMS Symmetrical Amperes.

All Withstand and Close-on Rating (WCR) values are established by testing in accordance with UL 1008. For the latest ratings, including transfer switch ratings when used with specific circuit breakers, see **ASCO Publication 1128** for more WCR information.

Application characteristics may permit higher WCRs for certain switch sizes. Contact ASCO Power Technologies for more information.

## Power Knowledge

[UL 1008 Transfer Switch Withstand and Closing Ratings](#)

[Performance Testing for Transfer Switches](#)

## Additional SERIES 300 Product Information

Transfer Switches and Panels	Controls	Technical Information
<a href="#">Manual Transfer Switch</a>	<a href="#">Group G Controller</a>	<a href="#">Withstand and Closing Ratings</a>
<a href="#">Manual Transfer Switch with Quick Connects</a>		<a href="#">Weights and Dimensions and Ordering Info</a>
<a href="#">Quick Connect Power Panel</a>		<a href="#">Drawings</a>
<a href="#">Dual Purpose Quick Connect Power Panel</a>		<a href="#">Wiring Diagrams</a>

# SERIES 300 Manual Transfer Switching and Quick Connection Solutions


ASCO SERIES 300 Manual Transfer Switching and Quick Connection Solutions offer reliable service and application flexibility for a wide range of facilities.

## Manual Transfer Switches




- Three-position, easy-to-use center-off switch
- Compact design - easy to install and maintain
- Designed to handle demands of motors and inrush currents

## Power Knowledge

 [Differences Between Manual, Non-Automatic, & Automatic Transfer Switches](#)

## Product Details


 [SERIES 300 Manual Transfer Switch](#)

## Manual Transfer Switches with Quick Connects



- The ASCO SERIES 300 Manual Transfer Switch with Integrated Quick Connects provides a total temporary power connection and transfer solution
- Enables connection and control of a temporary or portable generator
- Provides a complete UL 1008-listed solution in a single unit

## Product Details


 [SERIES 300 Manual Transfer Switch with Quick Connects](#)

## Quick Connect Panels



- Listed to UL 1008 Transfer Switch Accessory standard
- Utilizes standard Cam-Lok™ receptacles for quick connections
- Standard Type 3R construction is weatherproof with or without cable
- Utilizes standard Series 16 Single Pole quick connect receptacles

## Power Knowledge

-  [NEC Requirement for Permanent Manual Switching Means](#)

## Product Details


-  [SERIES 300 Quick Connect Power Panel](#)

## Dual-Purpose Manual Transfer Switches with Quick Connects



- Provides both supplemental backup power and load testing connectivity through a single device.
- Listed by ETL to UL 891
- Utilizes standard Series 16 Single Pole quick connect receptacles

## Product Details

-  [SERIES 300 Dual Purpose Quick Connect Power Panel](#)

Life Is On



ASCO Power Technologies - Global Headquarters  
160 Park Avenue  
Florham Park, NJ 07932  
Tel: 800 800 ASCO

[www.se.com/us/en/brands/ascopower/  
customercare@ascopower.com](http://www.se.com/us/en/brands/ascopower/customercare@ascopower.com)