THIS DRAWING IS THE EXCLUSIVE PROPERTY OF PRESSON MANUFACTURING LTD. AND MAY NOT BE COPIED OR COMMUNICATED TO A THIRD PARTY WITHOUT THE WRITTEN AUTHORIZATION OF PRESSON MANUFACTURING LTD.

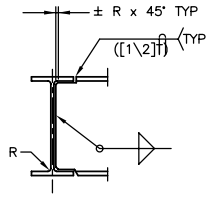

COPING DETAIL
MAIN MEMBERS

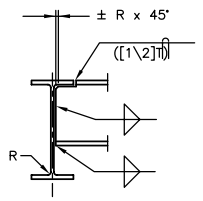

COPING DETAIL
BEAM TO BEAM

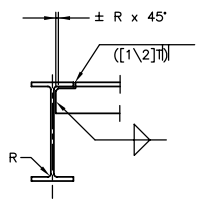

COPING DETAIL
ANGLE TO BEAM

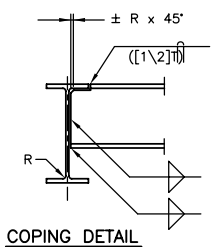

COPING DETAIL
CHANNEL TO BEAM

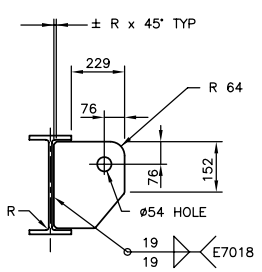

LIFTING LUG DETAIL
FOR LUG ON SIDE OF SKID

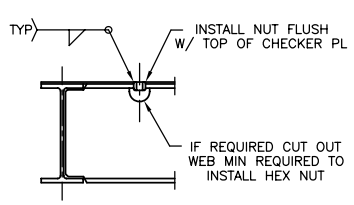

BOLTING DETAIL

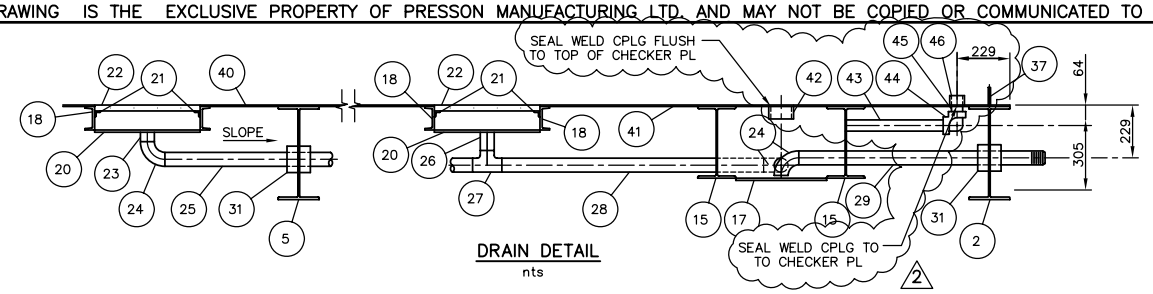

DRAIN DETAIL
nts

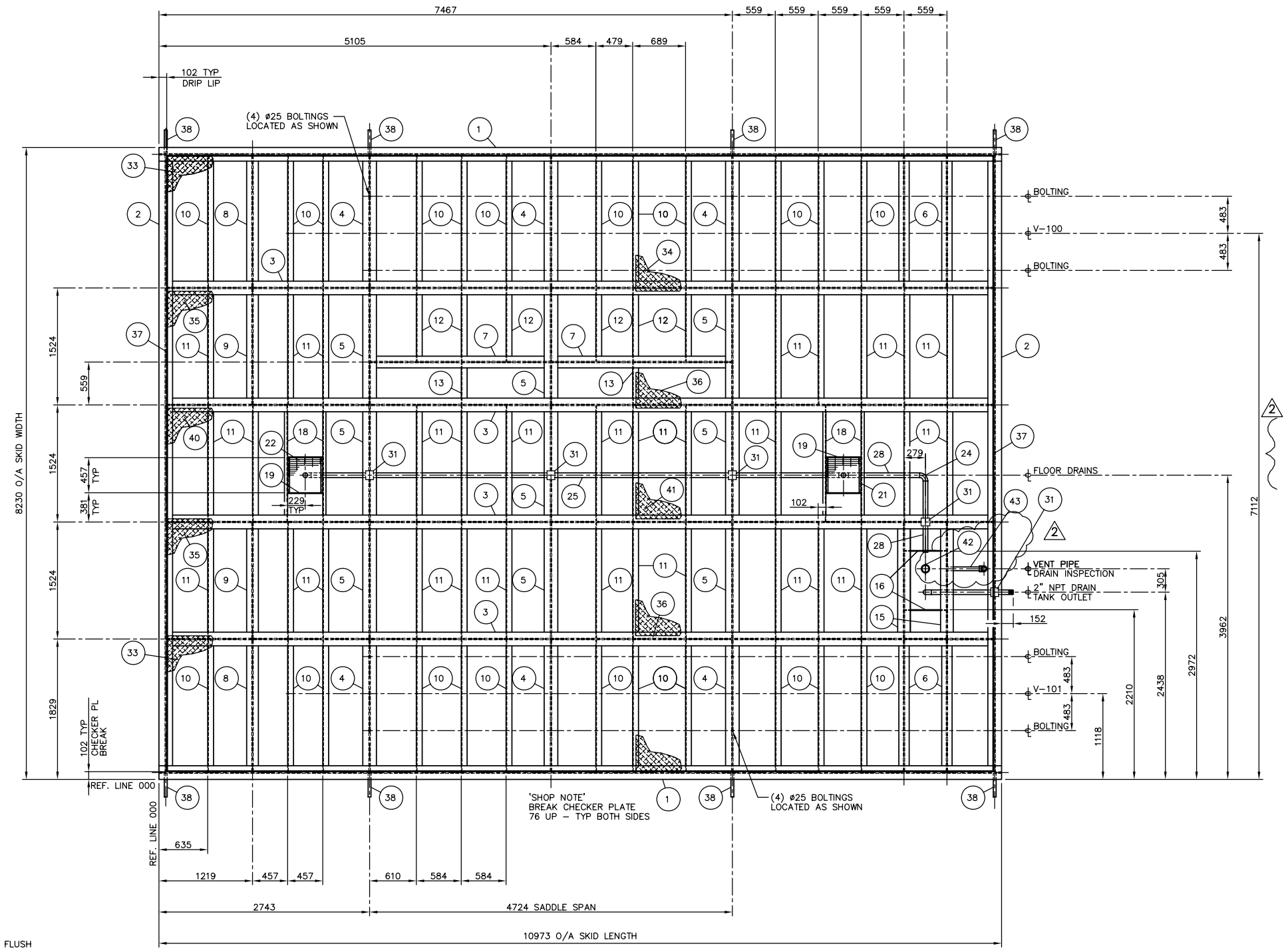

BILL OF MATERIALS

MARK	PART	DESCRIPTION	QTY.	MATERIAL
1	MAIN SUPPORT	W16 x 36# x 36'–0" LG	2	G40.21–44W
2	MAIN SUPPORT	W16 x 36# x 26'–4 9/16 LG	2	G40.21–44W
3	MAIN SUPPORT	W16 x 36# x 35'–4 9/16" LG	4	G40.21–44W
4	MAIN SUPPORT	W16 x 36# x 5'–8 1/16" LG	6	G40.21–44W
5	MAIN SUPPORT	W16 x 36# x 4'–11 9/16" LG	9	G40.21–44W
6	SUPPORT	W8 x 18# x 5'–8 1/16" LG	4	G40.21–44W
7	SUPPORT	W6 x 15# x 7'–8 9/16" LG	2	G40.21–44W
8	SUPPORT	W6 x 15# x 5'–8 1/16" LG	2	G40.21–44W
9	SUPPORT	W6 x 15# x 4'–11 9/16" LG	2	G40.21–44W
10	SUPPORT	3" x 3" x 3/8" ANGLE x 5'–8 1/16 LG	24	G40.21–44W
11	SUPPORT	3" x 3" x 3/8" ANGLE x 4'–11 9/16" LG	31	G40.21–44W
12	SUPPORT	3" x 3" x 3/8" ANGLE x 3'–1 9/16" LG	6	G40.21–44W
13	SUPPORT	3" x 3" x 3/8" ANGLE x 1'–9 9/16" LG	2	G40.21–44W
15	DRAIN TANK SIDE	W12 x 26# x 4'–11 9/16"LG	2	G40.21–44W
16	DRAIN TANK END	3/8" MSPL 12 1/4" x 1'–9 5/8" LG	2	G40.21–44W
17	DRAIN TANK BTM	3/8" MSPL 1'–3 1/2" x 2'–6"LG	1	G40.21–44W
18	DRAIN SUMP SIDE	C4 x 5.4# x 4'–11 9/16" LG	4	G40.21–44W
19	DRAIN SUMP END	3/8" x 4" MSFB x 1'–6" LG	4	G40.21–44W
20	DRAIN SUMP BTM	1/4" CHECKER PLATE 1'–6" SQ.	2	G40.21–44W
21	GRATING SUPPORT	1" x 1" x 1/4" ANGLE x 1–5 1/2" LG	4	G40.21–44W
22	GRATING	3/16" x 1" PLAIN GRATING 1'–5 3/4" x 1'–5 1/2"	2	G40.21–44W
23	DRAIN PIPE	2 3/8" PRODUCTION TUBING x 2 " LG	1	SA–106B
24	DRAIN PIPE ELL	2" SCH STD 90° LRBW ELL	3	SA234WPB
25	DRAIN PIPE	2 3/8" PRODUCTION TUBING x 22'–6 1/2" LG	1	SA–106B
26	DRAIN PIPE	2 3/8" PRODUCTION TUBING x 3 1/2" LG	1	SA–106B
27	DRAIN PIPE TEE	2" SCH STD BW TEE	1	SA234WPB
28	DRAIN PIPE	2 3/8" PRODUCTION TUBING x 3'–0 1/2" LG	2	SA–106B
29	DRAIN PIPE	2 3/8" PRODUCTION TUBING x 3'–6" LG (T.O.E.)	1	SA–106B
30	VENT PIPE	1/2" SCH STD SMLS PIPE x 3'–3 3/16" LG	1	SA–106B
31	WEB REINFORCE.	4 1/2" DRILL PIPE x 4" LG	5	SA–106B
32	WEB REINFORCE.	2 3/8" PRODUCTION TUBING x 4" LG	1	SA–106B
33	FLOOR	1/4" CHECKER PLATE 6'–0" x 20'–0' LG	2	G40.21–44W
34	FLOOR	1/4" CHECKER PLATE 6'–0" x 15'–3 1/4" LG	2	G40.21–44W
35	FLOOR	1/4" CHECKER PLATE 5'–0" x 20'–0' LG	2	G40.21–44W
36	FLOOR	1/4" CHECKER PLATE 5'–0"x 15'–3 1/4" LG	2	G40.21–44W
37	FLOOR	3/8" x 3" MSFB x 26'–4" LG	2	G40.21–44W
38	LIFT LUGS	1 1/2" MSFB 1'–0 3/8" x 1'–2 3/4" c/w (1) ø 2 1/8" HOLE	8	G40.21–44W
39	BOLTS	1" ø A325 BOLTS x 2 1/2" LG	8	G40.21–44W
40	FLOOR	1/4" CHECKER PLATE 4'–9" x 20'–0' LG	1	G40.21–44W
41	FLOOR	1/4" CHECKER PLATE 4'–9"x 15'–3 1/4" LG	1	G40.21–44W
42	DRAIN INSPECTION	3" 3000# NPT HALF CPLG c/w HEX HEAD PLUG	1	SA–106B
43	VENT PIPE	1 1/2" SCH STD SMLS PIPE x 438 LG	1	SA–106B
44	VENT PIPE ELL	1 1/2" 3000# NPT 90° ELL	1	SA234WPB
45	VENT PIPE	1 1/2" SCH STD SMLS PIPE x 75 LG	1	SA–106B
46	VENT CONECTION	1 1/2" 3000# NPT FULL CPLG	1	SA–106B

NOTES:

1) TOP OF CHECKER PLATE REFERENCE ELEVATION 000.
2) CHECKER PLATE SEAMS TO BE SEAL WELDED.
3) CHECKER PLATE PERIMETER TO BE SEAL WELDED.
4) CHECKER PLATE TO BE STITCH WELDED TO ALL SUPPORTS.
5) UNDERSIDE OF SKID TO RECEIVE 102 mm OF URETHANE FOAM INSULATION c/w FIRE RETARDANT COATING.
6) STRUCTURAL SKID TO BE COMMERCIALLY SANDBLASTED PER SSPC–SP6 PRIOR TO RECEIVING (1.0–2.0 mils DFT) VALSPAR EPOXY ESTER PRIMER (YELLOW 13–Y–602), FOLLOWED BY (1.0–2.0 mils DFT) VALSPAR 1 PART BLACK EPOXY TO 8 PARTS SHOP PRIMER, WITH (1.5–2.0 mils DFT) VALSPAR M&F ENAMEL 20 SERIES (COLOUR TBA) TOP COAT.
7) TOTAL APPROXIMATE SKID WEIGHT: 29,900 lbs (13,562 kg).

NO.	REVISION	BY	CHKD.	DATE
2	ADDED DRAIN INSP. AND CHANGED VENT	KB		98/08/07
	TO 1 1/2" NPT AND CPLG			98/07/29
1	ADDED EXTRA MAIN SUPPORT AND ITEM #6	RDW		98/07/29
0	ISSUED FOR CONSTRUCTION	RDW		98/07/28
A	ISSUED FOR APPROVAL	D.S.		98/07/16

CUSTOMER REFERENCE: 235901–005

PRESSON MANUFACTURING LTD.
ENGINEERING — DESIGN — FABRICATION

CUSTOMER: UNION PACIFIC RESOURCES INC.
JOB NO. B6286–10

PROJECT:
TELFORDVILLE GAS PLANT
LSD 16–29–50–02 W5M

TITLE:
SKID DETAIL
8230 x 10973 LG w/ W16 @ 36# MAIN MEMBERS

DRAWN	CHECKED	APPROVED	SCALE	DATE	DRAWING NUMBER
D.S.			3/8"=1'–0"	98/07/16	B6286–120

2