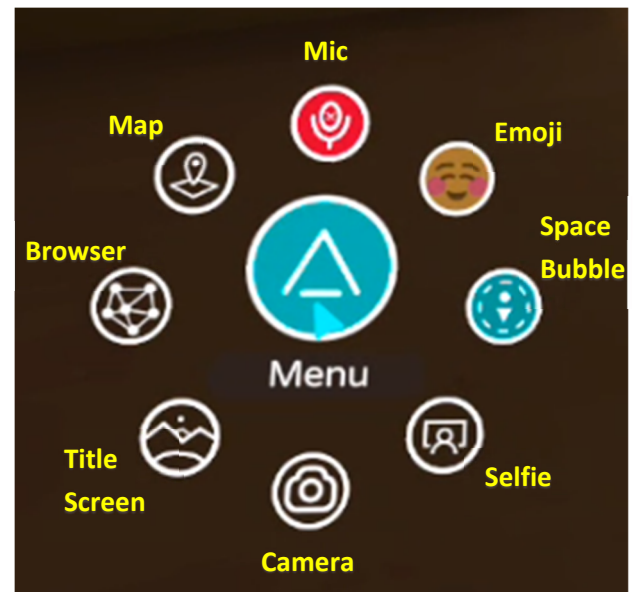


# INTERACTION WITHIN EVENT SPACE (OCULUS HEADSET)

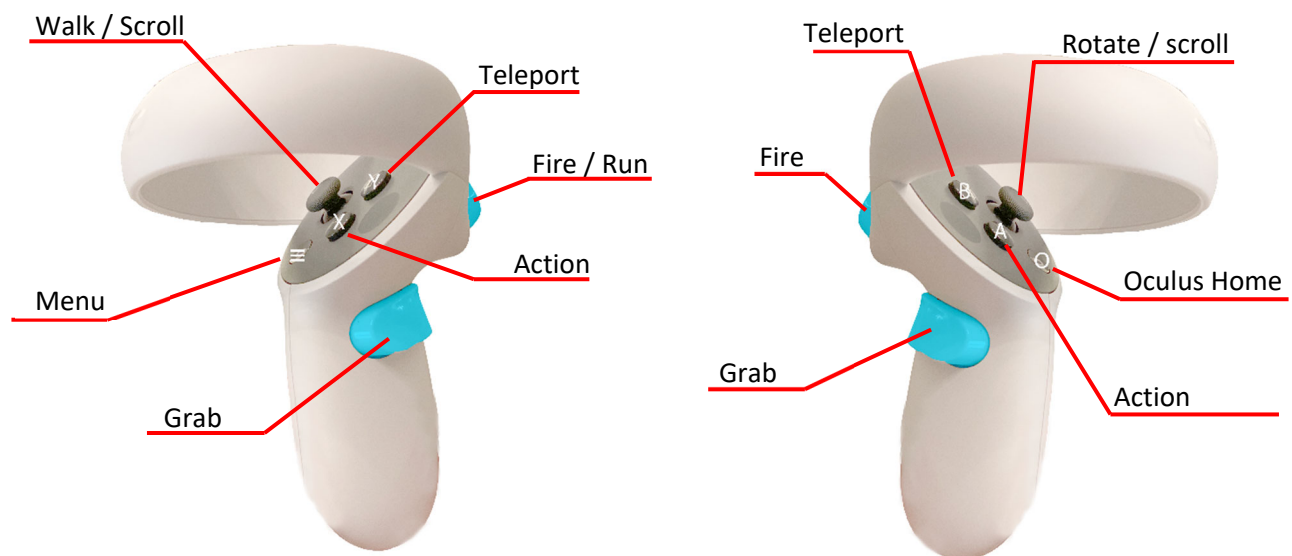
## Floating menu that appears on screen

(starting at top and moving clockwise)

- **Microphone** – mute/unmute
- **Emojis** – release floating icon above your head to show reaction
- **Personal Space Bubble** – default is ON; Prevents anything from getting too close to block your view
- **Selfie** – takes picture facing backwards at you
- **Camera** – takes picture facing forward to capture the view you see
- **Title Screen** – returns you to your home space
- **Browser** – smart hub
- **Map** – shows where you are currently located in app
- **Altspace logo** – click to open Main Menu



## AltspaceVR Controls



## Movement and Interaction

**To Move Around:** You can move around by walking around (slower) or teleporting (much faster).

**Walk:** Push left thumbstick in the direction you want to move.

**Turn:** Use right thumbstick to rotate your position. (Remember you can also move your head to look around!)

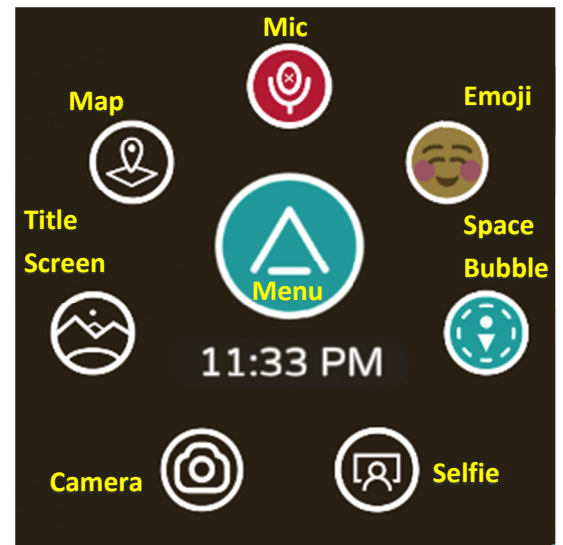
**Teleport:** Press and hold the B button and move controller to position the blue circle to your desired location and then release the button.

**To Pick Up an Item:** On right controller hold grip button to grab and release button to release object.

# INTERACTION WITHIN EVENT SPACE (COMPUTER)

**Floating menu that appears on screen** (starting at top and moving clockwise):

- **Microphone** – mute/unmute
- **Emojis** –release floating icon above your head to show reaction
- **Personal Space Bubble** – default is ON; Prevents anything from getting too close to block your view
- **Selfie** – takes picture facing backwards at you
- **Camera** – takes picture facing forward to capture the view you see
- **Title Screen** – returns you to your home space
- **Map** – shows where you are currently located in app
- **Alt-space logo** – click to open Main Menu



## Keyboard & Mouse Controls

